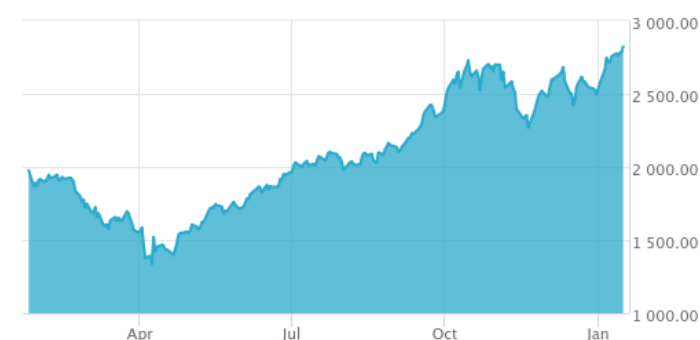


## Truth Social™ – Yorkville American Next Frontiers Index

The Truth Social™ – Yorkville American Next Frontiers Index (TSNF) tracks the performance of US companies at the forefront of innovation.

### Key Features



Index 2,823.63/992.71 2,823.63/1,338.54

#### Size and Liquidity Requirements

Full MCap of at least 1 bln USD. Three month average-daily-trading volume of at least 1 mln USD at a review and also at the previous two reviews. At least 250,000 shares traded per month over the last six months at a review and also at the previous two reviews.

#### Universe

Companies that are in the US universe of the MarketVector™ Total Global Equity Index, that derive at least 50% (25% for current components) of their revenues from innovative technologies.

#### Diversification

Companies are equally weighted.

#### Review

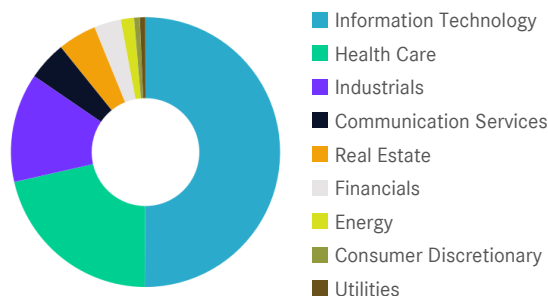
Semi-annual in June and December.

### Index Data

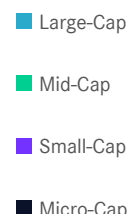
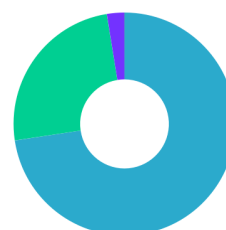
INDEX PARAMETERS				FUNDAMENTALS*		ANNUALISED PERFORMANCE*	
Launch Date	04 Dec 2025	Components	131	Price/Earnings Trailing	-302.54	1 Month	12.88%
Type	Customized	Volatility (250 days)	33.97	Price/Book	3.81	1 Year	50.21%
Currency	USD	Full MCap bn USD	12,124.98	Price/Sales	1.93	3 Years	36.92%
Base Date	30 Dec 2022	Float MCap bn USD	9,382.71	Price/Cash Flow	274.69	5 Years	-
Base Value	1,000.00	Correlation* (250 days)	0.00	Dividend Yield	0.46	7 Years	40.60%
* -				* as of 31 Dec 2025		* Total Return Net Index	

### Sector Weightings

Sector	Count	Weight
Information Technology	67	49.15%
Health Care	28	20.94%
Industrials	14	12.83%
Communication Services	6	4.60%
Real Estate	6	4.53%
Financials	4	3.15%
Energy	2	1.56%
Consumer Discretionary	1	0.68%
Utilities	1	0.66%



## Country and Size Weightings



Size	Count	Weight
Large-Cap ( > 6 bn)	92	71.27%
Mid-Cap (1.5 bn - 6 bn)	33	24.34%
Small-Cap (0.2 bn - 1.5 bn)	4	2.50%
Micro-Cap (0.0 bn - 0.2 bn)	0	0.00%

Top Components by Weight	Country	Weight	Best Performing Components	YTD	1 Day
PLANET LABS PBC	US	1.59%	FIGURE TECHNOLOGY SOLUTIONS INC	59.06%	16.37%
INTUITIVE MACHINES INC	US	1.20%	ENTEGRIS INC	34.77%	9.08%
FIGURE TECHNOLOGY SOLUTIONS INC	US	1.19%	MKS INSTRUMENTS INC	28.45%	7.86%
ROCKET LAB CORPORATION	US	1.14%	ONTO INNOVATION INC	38.00%	7.73%
AEROVIRONMENT INC	US	1.12%	KLA CORP	27.15%	7.70%
ONTO INNOVATION INC	US	0.94%			
LAM RESEARCH CORP	US	0.94%			
ONESTREAM INC	US	0.93%	Worst Performing Components	YTD	1 Day
AST SPACEMOBILE INC	US	0.93%	CIRCLE INTERNET GROUP INC	-3.40%	-9.67%
MICRON TECHNOLOGY INC	US	0.93%	INNODATA INC	13.07%	-8.79%
KLA CORP	US	0.90%	IONQ INC	6.00%	-6.53%
HUT 8 CORP	US	0.90%	COINBASE GLOBAL INC -CLASS A	5.81%	-6.48%
Subtotal		12.70%	ECHOSTAR CORP	13.66%	-5.75%

	Symbol	ISIN	WKN	Sedol	Bloomberg	Reuters	Telekurs
Price Index	TSNF	DE000A4AQWM5	A4AQWM	BTFXVX6	TSNF	.TSNF	151313236
Total Return Net	TSNFTR	DE000A4AQWN3	A4AQWN	BTFXVY7	TSNFTR	.TSNFTR	151313239
Total Return Gross	-	-	-	-	-	-	-

## Truth Social™ – Yorkville American Next Frontiers Index

---

For further information visit [www.marketvector.com](http://www.marketvector.com)

Nothing on this factsheet shall be considered a solicitation to buy or an offer to sell a security, or any other product or service, to any person in any jurisdiction where such offer, solicitation, purchase or sale would be unlawful under the laws of such jurisdiction. Neither MarketVector Indexes GmbH nor any of its licensors makes any warranties or representations, express or implied, to the user with respect to any of the data contained herein. The data is provided for informational purposes only, and the Company shall not be responsible or liable for the accuracy, usefulness or availability of any information transmitted or made available through it. The MarketVector™ family of indexes (MarketVector™, BlueStar®, MVIS®) is protected through various intellectual property rights and unfair competition and misappropriation laws. MVIS® is a registered trademark of Van Eck Associates Corporation that has been licensed to MarketVector Indexes GmbH. MarketVector™ and MarketVector Indexes™ are pending trademarks of Van Eck Associates Corporation. BlueStar®, BlueStar Indexes®, BIGI® and BIGITech® are trademarks of MarketVector Indexes GmbH. You require a licence to launch any product whose performance is linked to the value of a particular MarketVector™ Index and for all use of the MarketVector™ name or name of the MarketVector™ Index in the marketing of the product.