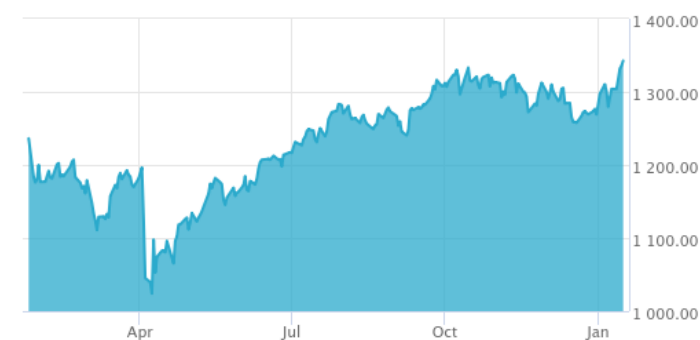


Truth Social™ – Yorkville American Energy Security Index

The Truth Social™ – Yorkville American Energy Security Index (TSENS) tracks the performance of leading companies contributing to US Energy Security covering traditional oil & gas, emerging energy sources, and electric transmission and distribution.

Key Features



Index 1,342.64/905.14 1,342.64/1,024.21

Size and Liquidity Requirements

Full MCap of at least 300 mln USD. Three month average-daily-trading volume of at least 1 mln USD at a review and also at the previous two reviews. At least 250,000 shares traded per month over the last six months at a review and also at the previous two reviews.

Universe

Companies with at least 25% (20% for current components) of revenues or assets from the US and classified as either Energy Sector and Utilities or Electrification Companies.

Diversification

Company weightings are capped at 8%.

Review

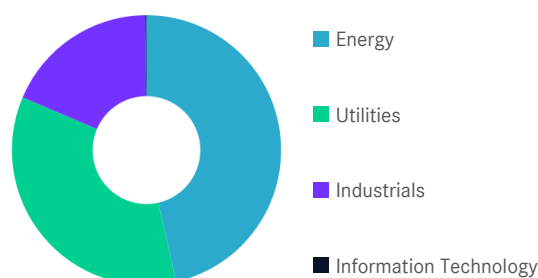
Semi-annual in June and December.

Index Data

INDEX PARAMETERS				FUNDAMENTALS*		ANNUALISED PERFORMANCE*	
Launch Date	04 Dec 2025	Components	66	Price/Earnings Trailing	22.40	1 Month	6.09%
Type	Customized	Volatility (250 days)	19.13	Price/Book	2.51	1 Year	8.91%
Currency	USD	Full MCap bn USD	3,263.61	Price/Sales	1.83	3 Years	9.36%
Base Date	30 Dec 2022	Float MCap bn USD	2,403.66	Price/Cash Flow	51.41	5 Years	-
Base Value	1,000.00	Correlation* (250 days)	0.00	Dividend Yield	2.63	7 Years	10.15%
* -				* as of 31 Dec 2025		* Total Return Net Index	

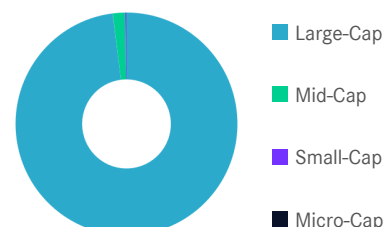
Sector Weightings

Sector	Count	Weight
Energy	20	46.47%
Utilities	18	34.92%
Industrials	27	18.44%
Information Technology	1	0.17%



Country and Size Weightings

Country	Percentage
US	90%
IE	8%
CA	2%



Index Components

Best Performing Components	YTD	1 Day
FLUENCE ENERGY INC	28.92%	12.58%
VISTRA CORP	11.68%	6.63%
MYR GROUP INC/DELAWARE	11.76%	6.40%
POWER SOLUTIONS INTERNATIONAL INC	32.08%	6.30%
NRG ENERGY INC	-0.46%	5.79%

Worst Performing Components	YTD	1 Day
NET POWER INC	10.09%	-8.39%
OKLO INC	27.44%	-4.71%
NUSCALE POWER CORP	33.38%	-4.69%
PLUG POWER INC	14.72%	-3.83%
ONEOK INC	-0.20%	-3.30%

	Symbol	ISIN	WKN	Sedol	Bloomberg	Reuters	Telekurs
Price Index	TSENS	DE000A4AQWP8	A4AQWP	BTFXW00	TSENS	.TSENS	15 1313264
Total Return Net	TSENSTR	DE000A4AQWQ6	A4AQWQ	BTFXW11	TSENSTR	.TSENSTR	15 1313273
Total Return Gross	-	-	-	-	-	-	-

Truth Social™ – Yorkville American Energy Security Index

For further information visit www.marketvector.com

Nothing on this factsheet shall be considered a solicitation to buy or an offer to sell a security, or any other product or service, to any person in any jurisdiction where such offer, solicitation, purchase or sale would be unlawful under the laws of such jurisdiction. Neither MarketVector Indexes GmbH nor any of its licensors makes any warranties or representations, express or implied, to the user with respect to any of the data contained herein. The data is provided for informational purposes only, and the Company shall not be responsible or liable for the accuracy, usefulness or availability of any information transmitted or made available through it. The MarketVector™ family of indexes (MarketVector™, BlueStar®, MVIS®) is protected through various intellectual property rights and unfair competition and misappropriation laws. MVIS® is a registered trademark of Van Eck Associates Corporation that has been licensed to MarketVector Indexes GmbH. MarketVector™ and MarketVector Indexes™ are pending trademarks of Van Eck Associates Corporation. BlueStar®, BlueStar Indexes®, BIGI® and BIGITech® are trademarks of MarketVector Indexes GmbH. You require a licence to launch any product whose performance is linked to the value of a particular MarketVector™ Index and for all use of the MarketVector™ name or name of the MarketVector™ Index in the marketing of the product.