

## MarketVector™ Total Global Equity Index

The MarketVector™ Total Global Equity Index (MVTGLE) is a broad global index tracking the performance of companies from circa 150 markets, targeting a coverage of 95% of the free-float market capitalization of the eligible universe of each country.

### Key Features

#### Coverage

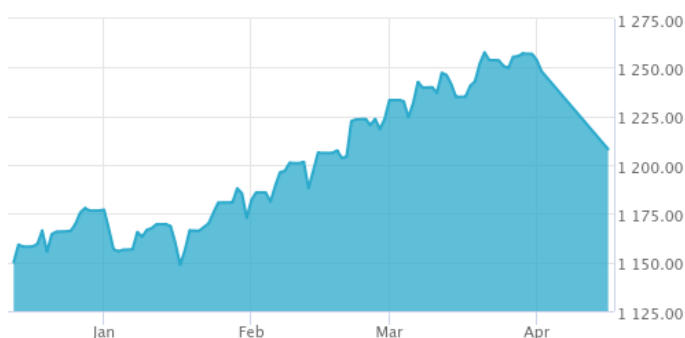
Top 95% of most liquid companies in each available market/country.

#### Diversification

Companies are weighted by free-float market capitalization.

#### Review

Quarterly.



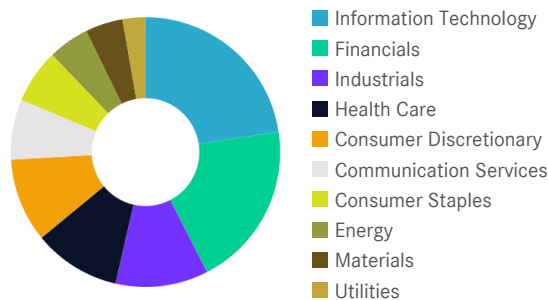
Index 1,257.77 / 999.99 1,257.77 / 1,025.67

### Index Data

INDEX PARAMETERS				FUNDAMENTALS*		ANNUALISED PERFORMANCE*	
Launch Date	29 Feb 2024	Components	6183	Price/Earnings Trailing	20.99	1 Month	-2.17%
Type	Country	Volatility (250 days)	10.06	Price/Book	2.57	1 Year	11.91%
Currency	USD	Full MCap bn USD	69,624.16	Price/Sales	1.81	3 Years	-
Base Date	31 Dec 2022	Float MCap bn USD	69,624.16	Price/Cash Flow	11.18	5 Years	-
Base Value	1,000.00	Correlation* (250 days)	0.00	Dividend Yield	2.01	7 Years	15.74%
* -				* as of 31 Mar 2024		* Total Return Net Index	

### Sector Weightings

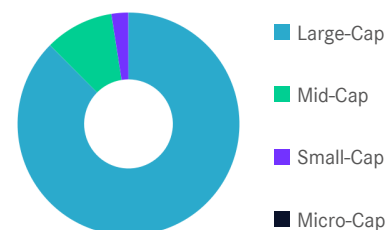
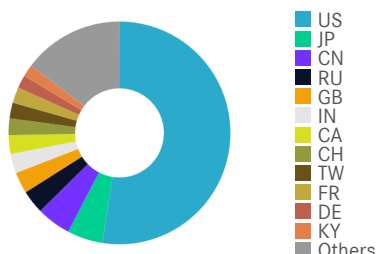
Sector	Count	Weight
Information Technology	791	22.10%
Financials	950	19.41%
Industrials	1068	10.90%
Health Care	496	10.25%
Consumer Discretionary	659	9.84%
Communication Services	261	7.07%
Consumer Staples	417	6.34%
Energy	269	4.81%
Materials	657	4.44%
Utilities	283	2.66%



# MarketVector™ Total Global Equity Index

## Country and Size Weightings

Country	Count	Weight
United States	1037	52.51%
Japan	683	5.14%
China	915	5.01%
Russia	38	3.41%
United Kingdom	164	3.08%
India	448	2.82%
Canada	172	2.71%
Switzerland	57	2.41%
Taiwan	291	2.30%
France	58	2.28%
Germany	76	1.90%
Cayman Islands	149	1.75%
Others	2095	14.69%



Size	Count	Weight
Large-Cap ( > 6 bn)	1622	87.50%
Mid-Cap (1.5 bn - 6 bn)	2341	10.03%
Small-Cap (0.2 bn - 1.5 bn)	2009	2.44%
Micro-Cap (0.0 bn - 0.2 bn)	211	0.03%

## Index Components

Top Components by Weight	Country	Weight	Best Performing Components	YTD	1 Day
APPLE INC	US	3.63%	SHIN POONG PHARMACEUTICAL CO	24.29%	29.35%
MICROSOFT CORP	US	3.50%	EL SEWEDY CABLES CO	50.73%	20.78%
VTB BANK PJSC	RU	3.18%	INOX WIND LTD	65.37%	19.66%
NVIDIA CORP	US	2.95%	MONDAY.COM LTD	37.93%	14.78%
AMAZON.COM INC	US	1.84%	KOREA GAS CORPORATION ORD	75.59%	11.04%
META PLATFORMS INC	US	1.21%			
ALPHABET INC-CL A	US	1.12%			
ALPHABET INC C-SHARES	US	1.01%			
TAIWAN SEMICONDUCTOR MANUFAC	TW	0.97%			
ELI LILLY & CO	US	0.81%			
JPMORGAN CHASE & CO	US	0.68%			
BROADCOM INC	US	0.64%			
<b>Subtotal</b>		21.55%			
			<b>Worst Performing Components</b>	<b>YTD</b>	<b>1 Day</b>
			FORTREA HOLDINGS INC	-42.58%	-20.35%
			BEACH ENERGY (BEACH PETROLEUM) ORD	-23.80%	-12.39%
			AZUL SA	-60.99%	-10.85%
			ELF BEAUTY INC	-0.49%	-10.69%
			SUN TV NETWORK LTD	15.10%	-10.52%

## Symbols

	Symbol	ISIN	WKN	Sedol	Bloomberg	Reuters	Telekurs
<b>Price Index</b>	MVTGLE	DE000SL0KSQ1	SL0KSQ	BMCGMQ9	MVTGLE	.MVTGLE	132775909
<b>Total Return Net</b>	MVTGLETR	DE000SL0KSR9	SL0KSR	BMCGMR0	MVTGLETR	.MVTGLETR	132775922
<b>Total Return Gross</b>	MVTGLETG	DE000SL0KSS7	SL0KSS	BMCGMS1	MVTGLETG	.MVTGLETG	132775928

## MarketVector™ Total Global Equity Index

---

For further information visit [www.marketvector.com](http://www.marketvector.com)

Nothing on this factsheet shall be considered a solicitation to buy or an offer to sell a security, or any other product or service, to any person in any jurisdiction where such offer, solicitation, purchase or sale would be unlawful under the laws of such jurisdiction. Neither MarketVector Indexes GmbH nor any of its licensors makes any warranties or representations, express or implied, to the user with respect to any of the data contained herein. The data is provided for informational purposes only, and the Company shall not be responsible or liable for the accuracy, usefulness or availability of any information transmitted or made available through it. The MarketVector™ family of indexes (MarketVector™, BlueStar®, MVIS®) is protected through various intellectual property rights and unfair competition and misappropriation laws. MVIS® is a registered trademark of Van Eck Associates Corporation that has been licensed to MarketVector Indexes GmbH. MarketVector™ and MarketVector Indexes™ are pending trademarks of Van Eck Associates Corporation. BlueStar®, BlueStar Indexes®, BIGI® and BIGITech® are trademarks of MarketVector Indexes GmbH. You require a licence to launch any product whose performance is linked to the value of a particular MarketVector™ Index and for all use of the MarketVector™ name or name of the MarketVector™ Index in the marketing of the product.