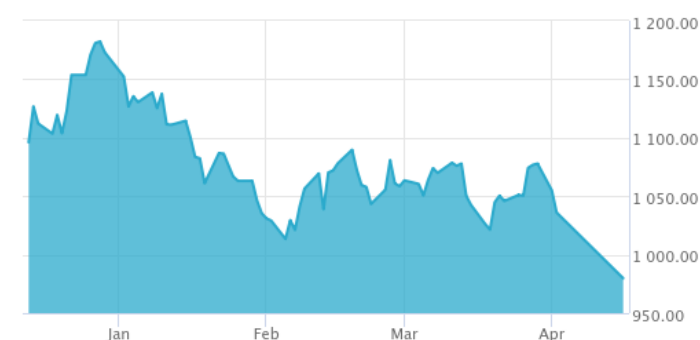


## MVIS® Global Space Industry ESG Index

The MVIS® Global Space Industry ESG Index (MVSPC) tracks the performance of the largest and most liquid companies in the global space industry. This is a modified market cap-weighted index, and only includes companies that generate a majority of their revenue from products and services related to space exploration, rockets and propulsion systems, satellite equipment and communications solutions, or other satellite equipment related services. MVSPC covers at least 90% of the investable universe and adheres to ESG criteria.

### Key Features



Index 1,445.01/561.29 1,236.53/972.64

#### Size and Liquidity Requirements

Full MCap of at least 150 mln USD. Three month average-daily-trading volume of at least 1 mln USD at a review and also at the previous two reviews. At least 250,000 shares traded per month over the last six months at a review and also at the previous two reviews.

#### Pure-Play

Companies have to generate at least 50% of revenues from space-related industries.

#### Diversification

Company weightings are capped at 8%.

#### Review

Quarterly.

### Index Data

#### INDEX PARAMETERS

Launch Date	31 Aug 2021
Type	Sector
Currency	USD
Base Date	31 Dec 2019
Base Value	1,000.00

Components	25
Volatility (250 days)	20.71
Full MCap bn USD	51.08
Float MCap bn USD	29.89
Correlation* (250 days)	0.52

\* FactSet Global Space Economy

#### FUNDAMENTALS\*

Price/Earnings Trailing	-8.07
Price/Book	0.82
Price/Sales	0.85
Price/Cash Flow	3.17
Dividend Yield	2.41

\* as of 31 Mar 2024

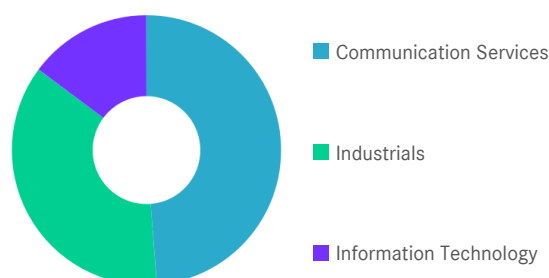
#### ANNUALISED PERFORMANCE\*

1 Month	-6.02%
1 Year	-11.87%
3 Years	-6.42%
5 Years	-
7 Years	-0.47%

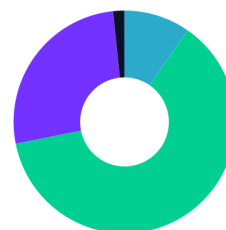
\* Total Return Net Index

### Sector Weightings

Sector	Count	Weight
Communication Services	9	48.79%
Industrials	11	36.40%
Information Technology	5	14.81%



## Country and Size Weightings



Size	Count	Weight
Large-Cap ( > 6 bn)	2	9.64%
Mid-Cap (1.5 bn - 6 bn)	10	62.21%
Small-Cap (0.2 bn - 1.5 bn)	11	26.50%
Micro-Cap (0.0 bn - 0.2 bn)	2	1.66%

## Index Components

Top Components by Weight	Country	Weight	Best Performing Components	YTD	1 Day
AST SPACEMOBILE INC	US	10.75%	EUTELSAT COMMUNICATIONS SA	-1.55%	2.25%
IRIDIUM COMMUNICATIONS INC	US	7.57%	GLOBALSTAR INC	-38.66%	1.71%
ROCKET LAB USA INC	US	6.74%	PARK AEROSPACE CORP	-12.00%	1.29%
ECHOSTAR CORP	US	6.42%	IRIDIUM COMMUNICATIONS INC	-33.94%	0.98%
HANWHA AEROSPACE CO LTD	KR	6.30%	SES SA	-15.99%	0.68%
SES SA	LU	6.20%			
VIASAT INC	US	5.83%			
GLOBALSTAR INC	US	5.09%	Worst Performing Components	YTD	1 Day
MDA SPACE LTD	CA	4.88%	ECHOSTAR CORP	-6.46%	-7.49%
WISTRON NEWEB CORPORATION	TW	4.79%	AST SPACEMOBILE INC	227.20%	-6.98%
EUTELSAT COMMUNICATIONS SA	FR	4.69%	VIASAT INC	-22.65%	-5.26%
HEXCEL	US	4.12%	VIRGIN GALACTIC HOLDINGS INC	-88.12%	-5.21%
Subtotal		73.39%	GILAT SATELLITE NETWORKS LTD	-26.19%	-4.04%

## Symbols

	Symbol	ISIN	WKN	Sedol	Bloomberg	Reuters	Telekurs
Price Index	MVSPC	DE000SL0D497	SL0D49	BP6SB09	MVSPC	.MVSPC	113319697
Total Return Net	MVSPCTR	DE000SL0D5A9	SL0D5A	BP6SB10	MVSPCTR	.MVSPCTR	113319698
Total Return Gross	-	-	-	-	-	-	-

## MVIS® Global Space Industry ESG Index

---

For further information visit [www.marketvector.com](http://www.marketvector.com)

Nothing on this factsheet shall be considered a solicitation to buy or an offer to sell a security, or any other product or service, to any person in any jurisdiction where such offer, solicitation, purchase or sale would be unlawful under the laws of such jurisdiction. Neither MarketVector Indexes GmbH nor any of its licensors makes any warranties or representations, express or implied, to the user with respect to any of the data contained herein. The data is provided for informational purposes only, and the Company shall not be responsible or liable for the accuracy, usefulness or availability of any information transmitted or made available through it. The MarketVector™ family of indexes (MarketVector™, BlueStar®, MVIS®) is protected through various intellectual property rights and unfair competition and misappropriation laws. MVIS® is a registered trademark of Van Eck Associates Corporation that has been licensed to MarketVector Indexes GmbH. MarketVector™ and MarketVector Indexes™ are pending trademarks of Van Eck Associates Corporation. BlueStar®, BlueStar Indexes®, BIGI® and BIGITech® are trademarks of MarketVector Indexes GmbH. You require a licence to launch any product whose performance is linked to the value of a particular MarketVector™ Index and for all use of the MarketVector™ name or name of the MarketVector™ Index in the marketing of the product.