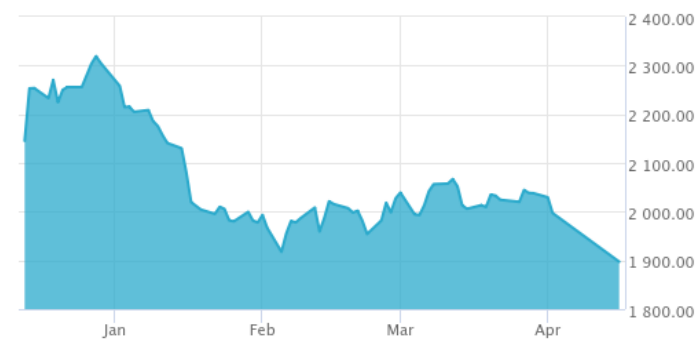


MVIS® Global Low Carbon Energy Index

The MVIS® Global Low Carbon Energy Index (MVSMOG) tracks the performance of the largest and most liquid companies in the global low carbon energy industry. This is a modified market cap-weighted index, and only includes companies that generate at least 50% of their revenue from renewable sources of energy, the development of related technologies, or sustainable building products that reduce energy consumption. MVSMOG covers at least 95% of the investable universe.

Key Features



Index 3,991.37/871.06 2,661.26/1,897.32

Size and Liquidity Requirements

Full MCap of at least 150 mln USD. Three month average-daily-trading volume of at least 1 mln USD at a review and also at the previous two reviews. At least 250,000 shares traded per month over the last six months at a review and also at the previous two reviews.

Universe

Companies have to derive 50% of revenue or operating activity from the production of, or technology related to renewable energy or energy efficiency.

Diversification

Company weightings are capped at 8%.

Review

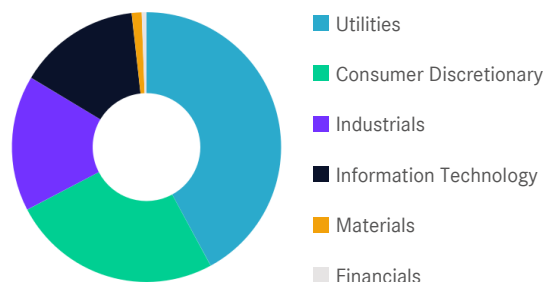
Quarterly.

Index Data

INDEX PARAMETERS				FUNDAMENTALS*		ANNUALISED PERFORMANCE*	
Launch Date	23 Feb 2021	Components	66	Price/Earnings Trailing	65.89	1 Month	-5.41%
Type	Sector	Volatility (250 days)	20.42	Price/Book	2.15	1 Year	-22.93%
Currency	USD	Full MCap bn USD	1,254.80	Price/Sales	1.43	3 Years	-16.06%
Base Date	31 Dec 2015	Float MCap bn USD	900.19	Price/Cash Flow	8.76	5 Years	7.25%
Base Value	1,000.00	Correlation* (250 days)	0.87	Dividend Yield	1.96	7 Years	8.03%
* S&P Global Clean Energy				* as of 31 Mar 2024		* Total Return Net Index	

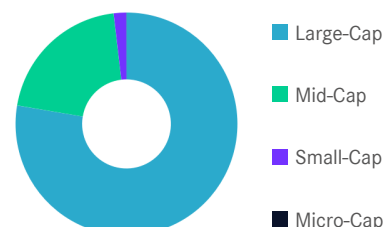
Sector Weightings

Sector	Count	Weight
Utilities	26	42.10%
Consumer Discretionary	10	25.23%
Industrials	14	16.27%
Information Technology	13	14.65%
Materials	2	1.19%
Financials	1	0.56%



Country and Size Weightings

Country	Color
US	Blue
ES	Green
DK	Purple
KY	Dark Blue
IT	Orange
CN	Light Grey
KR	Yellow
CA	Olive Green
BR	Brown
NZ	Dark Green
IE	Red
GB	Dark Green
Others	Grey



Size	Count	Weight
Large-Cap (> 6 bn)	24	77.67%
Mid-Cap (1.5 bn - 6 bn)	32	20.48%
Small-Cap (0.2 bn - 1.5 bn)	10	1.85%
Micro-Cap (0.0 bn - 0.2 bn)	0	0.00%

Index Components

Top Components by Weight	Country	Weight	Best Performing Components	YTD	1 Day
TESLA INC	US	9.39%	HANWHA SOLUTIONS CORP	-36.78%	5.66%
NEXTERA ENERGY INC	US	9.05%	FIRST SOLAR INC	27.25%	3.51%
IBERDROLA SA	ES	7.38%	SAMSUNG SDI CO LTD	-36.46%	2.55%
ENEL SPA	IT	6.69%	CHINA EVERBRIGHT ENVIRONMENT GROUP L	49.96%	2.29%
BYD CO LTD	CN	5.64%	ENEL AMERICAS SA	-5.77%	1.74%
VESTAS WIND SYSTEMS A/S	DK	5.04%			
FIRST SOLAR INC	US	3.84%			
SAMSUNG SDI CO LTD	KR	3.22%	Worst Performing Components	YTD	1 Day
LI AUTO INC	KY	3.16%	LUCID GROUP INC	-31.12%	-9.09%
ENPHASE ENERGY INC	US	2.95%	VESTAS WIND SYSTEMS A/S	-29.78%	-7.70%
ORSTED A/S	DK	2.94%	DAQO NEW ENERGY CORP-ADR	-39.62%	-4.74%
KINGSPAN GROUP PLC	IE	2.68%	BALLARD POWER SYSTEMS INC	-50.27%	-4.66%
Subtotal		61.98%	QUANTUMSCAPE CORP	-21.87%	-4.40%

Symbols

	Symbol	ISIN	WKN	Sedol	Bloomberg	Reuters	Telekurs
Price Index	MVSMOG	DE000SL0CSY2	SL0CSY	BM8QRP7	MVSMOG	.MVSMOG	110099625
Total Return Net	MVSMOGTR	DE000SL0CSZ9	SL0CSZ	BM8QRQ8	MVSMOGTR	.MVSMOGTR	110099628
Total Return Gross	-	-	-	-	-	-	-

MVIS® Global Low Carbon Energy Index

For further information visit www.marketvector.com

Nothing on this factsheet shall be considered a solicitation to buy or an offer to sell a security, or any other product or service, to any person in any jurisdiction where such offer, solicitation, purchase or sale would be unlawful under the laws of such jurisdiction. Neither MarketVector Indexes GmbH nor any of its licensors makes any warranties or representations, express or implied, to the user with respect to any of the data contained herein. The data is provided for informational purposes only, and the Company shall not be responsible or liable for the accuracy, usefulness or availability of any information transmitted or made available through it. The MarketVector™ family of indexes (MarketVector™, BlueStar®, MVIS®) is protected through various intellectual property rights and unfair competition and misappropriation laws. MVIS® is a registered trademark of Van Eck Associates Corporation that has been licensed to MarketVector Indexes GmbH. MarketVector™ and MarketVector Indexes™ are pending trademarks of Van Eck Associates Corporation. BlueStar®, BlueStar Indexes®, BIGI® and BIGITech® are trademarks of MarketVector Indexes GmbH. You require a licence to launch any product whose performance is linked to the value of a particular MarketVector™ Index and for all use of the MarketVector™ name or name of the MarketVector™ Index in the marketing of the product.