

# MarketVector™ China Semiconductor 25 Index

The MarketVector™ China Semiconductor 25 Index (MVSMHC) is a thematic index tracking the performance of the largest and most liquid Chinese companies in the semiconductor industry.

## Key Features



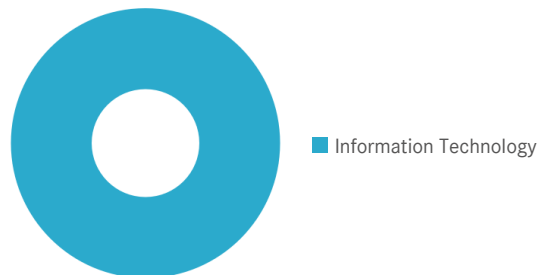
Index 1,961.74/585.28 1,961.74/978.79

## Index Data

INDEX PARAMETERS		FUNDAMENTALS*		ANNUALISED PERFORMANCE*			
Launch Date	16 Apr 2026	Components	25	Price/Earnings Trailing	73.97	1 Month	21.25%
Type	Sector	Volatility (250 days)	35.78	Price/Book	10.27	1 Year	86.89%
Currency	USD	Full MCap bn USD	694.44	Price/Sales	11.17	3 Years	25.10%
Base Date	30 Dec 2020	Float MCap bn USD	207.82	Price/Cash Flow	50.04	5 Years	12.58%
Base Value	1,000.00	Correlation* (250 days)	0.00	Dividend Yield	0.19	7 Years	13.16%
		* -		* as of 31 Mar 2026		* Total Return Net Index	

## Sector Weightings


Sector	Count	Weight
Information Technology	25	100.00%



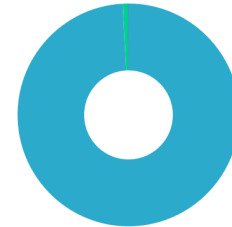
## MarketVector™ China Semiconductor 25 Index

### Country and Size Weightings

Country	Count	Weight
China	25	100.00%



■ CN



■ Large-Cap  
■ Mid-Cap  
■ Small-Cap  
■ Micro-Cap

Size	Count	Weight
Large-Cap (> 6 bn)	24	99.19%
Mid-Cap (1.5 bn - 6 bn)	1	0.81%
Small-Cap (0.2 bn - 1.5 bn)	0	0.00%
Micro-Cap (0.0 bn - 0.2 bn)	0	0.00%

### Index Components

Top Components by Weight	Country	Weight
CAMBRICON TECHNOLOGIES CORPORATION	CN	15.04%
HYGON INFORMATION TECHNOLOGY CO LTD	CN	14.46%
EOPTOLINK TECHNOLOGY INC. LTD. CLASS	CN	9.94%
NAURA TECHNOLOGY GROUP CO-A	CN	7.79%
VICTORY GIANT TECHNOLOGY HUIZH	CN	5.65%
ADVANCED MICRO-FABRICATION-A	CN	4.94%
SUZHOU DONGSHAN PRECISION-A	CN	3.84%
WUS PRINTED CIRCUIT KUNSHAN CO LTD	CN	3.78%
GIGADEVICE SEMICONDUCTOR B-A	CN	3.75%
MONTAGE TECHNOLOGY CO LTD-A	CN	3.56%
AVARY HOLDING SHENZHEN CO LTD	CN	3.40%
WILL SEMICONDUCTOR LTD	CN	2.72%
<b>Subtotal</b>		<b>78.88%</b>

Best Performing Components	YTD	1 Day
HYGON INFORMATION TECHNOLOGY CO LTD	29.90%	8.19%
WILL SEMICONDUCTOR LTD	-22.75%	2.89%
ADVANCED MICRO-FABRICATION-A	21.24%	2.63%
TONGFU MICROELECTRONIC CO-A	31.33%	2.49%
MONTAGE TECHNOLOGY CO LTD-A	41.92%	2.37%

Worst Performing Components	YTD	1 Day
EOPTOLINK TECHNOLOGY INC. LTD. CLASS	27.50%	-11.68%
AVARY HOLDING SHENZHEN CO LTD	44.72%	-5.09%
VICTORY GIANT TECHNOLOGY HUIZH	12.97%	-4.94%
WUS PRINTED CIRCUIT KUNSHAN CO LTD	43.27%	-3.99%
VERISILICON MICROELECTRONI-A	70.74%	-2.89%

### Symbols

	Symbol	ISIN	WKN	Sedol	Bloomberg	Reuters	Telekurs
<b>Price Index</b>	MVSMHC	DE000SL0T0S4	SL0T0S	BW5DN75	MVSMHC	.MVSMHC	155736418
<b>Total Return Net</b>	MVSMHCTR	DE000SL0T0T2	SL0T0T	BW5DN97	MVSMHCTR	.MVSMHCTR	155736425
<b>Total Return Gross</b>	MVSMHCTG	DE000SL0T071	SL0T07	BW5DNB9	MVSMHCTG	.MVSMHCTG	155736429

## MarketVector™ China Semiconductor 25 Index

---

For further information visit [www.marketvector.com](http://www.marketvector.com)

Nothing on this factsheet shall be considered a solicitation to buy or an offer to sell a security, or any other product or service, to any person in any jurisdiction where such offer, solicitation, purchase or sale would be unlawful under the laws of such jurisdiction. Neither MarketVector Indexes GmbH nor any of its licensors makes any warranties or representations, express or implied, to the user with respect to any of the data contained herein. The data is provided for informational purposes only, and the Company shall not be responsible or liable for the accuracy, usefulness or availability of any information transmitted or made available through it. The MarketVector™ family of indexes (MarketVector™, BlueStar®, MVIS®) is protected through various intellectual property rights and unfair competition and misappropriation laws. MVIS® is a registered trademark of Van Eck Associates Corporation that has been licensed to MarketVector Indexes GmbH. MarketVector™ and MarketVector Indexes™ are pending trademarks of Van Eck Associates Corporation. BlueStar®, BlueStar Indexes®, BIGI® and BIGITech® are trademarks of MarketVector Indexes GmbH. You require a licence to launch any product whose performance is linked to the value of a particular MarketVector™ Index and for all use of the MarketVector™ name or name of the MarketVector™ Index in the marketing of the product.