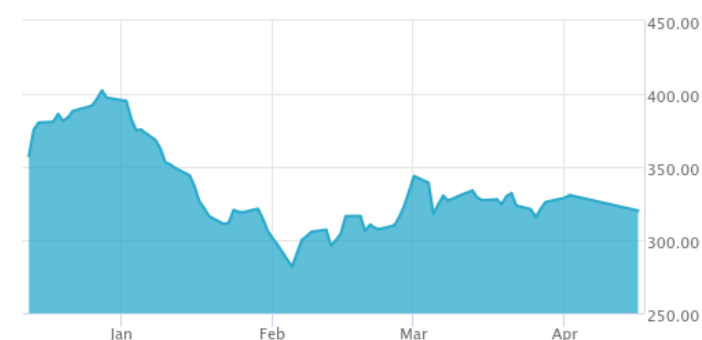


## MVIS® Global Rare Earth/Strategic Metals Index

The MVIS® Global Rare Earth/Strategic Metals Index (MVREMX) tracks the performance of the largest and most liquid companies in the global rare earth and strategic metals industry. This is a modified market cap-weighted index, and only includes companies that generate at least 50% of their revenue from rare earth and strategic metals or that have ongoing mining projects that have the potential to generate at least 50% of the company's revenue from rare earth and strategic metals. The index includes refiners, recyclers, and producers of rare earth and strategic metals and minerals. MVREMX covers at least 90% of the investable universe.

### Key Features



Index 1,757.43/160.36 567.22/281.71

#### Size and Liquidity Requirements

Full MCap of at least 150 mln USD. Three month average-daily-trading volume of at least 1 mln USD at a review and also at the previous two reviews. At least 250,000 shares traded per month over the last six months at a review and also at the previous two reviews.

#### Pure-Play

Companies have to generate at least 50% revenues from rare earth and strategic metals.

#### Diversification

Company weightings are capped at 8%.

#### Review


Quarterly.

### Index Data

INDEX PARAMETERS				FUNDAMENTALS*		ANNUALISED PERFORMANCE*	
Launch Date	13 Oct 2010	Components	24	Price/Earnings Trailing	7.57	1 Month	-2.17%
Type	Hard Asset	Volatility (250 days)	27.13	Price/Book	1.46	1 Year	-40.19%
Currency	USD	Full MCap bn USD	83.07	Price/Sales	1.47	3 Years	-12.79%
Base Date	28 Dec 2007	Float MCap bn USD	45.13	Price/Cash Flow	4.82	5 Years	1.22%
Base Value	1,000.00	Correlation* (250 days)	0.76	Dividend Yield	2.12	7 Years	-6.75%
* MVIS Global Clean-Tech Metals ex-China Index				* as of 31 Mar 2024		* Total Return Net Index	

### Sector Weightings

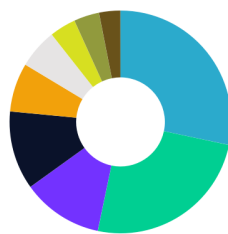
Sector	Count	Weight
Materials	24	100.00%



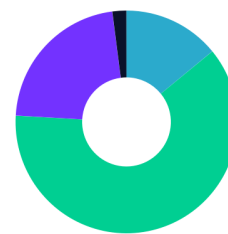
# MVIS® Global Rare Earth/Strategic Metals Index

## Country and Size Weightings

Country	Count	Weight
China	7	28.32%
Australia	5	24.97%
United States	2	11.79%
Canada	5	11.44%
Chile	1	7.08%
Jersey	1	5.76%
United Kingdom	1	3.82%
France	1	3.72%
Netherlands	1	3.11%



CN  
 AU  
 US  
 CA  
 CL  
 JE  
 GB  
 FR  
 NL



Large-Cap  
 Mid-Cap  
 Small-Cap  
 Micro-Cap

Size	Count	Weight
Large-Cap ( > 6 bn)	2	14.09%
Mid-Cap (1.5 bn - 6 bn)	12	61.83%
Small-Cap (0.2 bn - 1.5 bn)	8	22.03%
Micro-Cap (0.0 bn - 0.2 bn)	2	2.05%

## Index Components

Top Components by Weight	Country	Weight	Best Performing Components	YTD	1 Day
PILBARA MINERALS LTD	AU	8.83%	ERAMET	1.62%	5.32%
CHINA NORTHERN RARE EARTH GROUP HIGH	CN	7.17%	LYNAS RARE EARTHS LTD	-17.72%	0.77%
QUIMICA Y MINERA CHIL-SP ADR	CL	7.08%	SAYONA MINING LTD	-63.21%	0.27%
ALBEMARLE CORP	US	6.91%	TRONOX HOLDINGS PLC	-7.19%	0.00%
LYNAS RARE EARTHS LTD	AU	6.47%	MP MATERIALS CORP	-43.88%	0.00%
ARCADIUM LITHIUM PLC	JE	5.76%			
JINDUICHENG MOLYBDENUM CO LTD CLASS	CN	5.27%			
XIAMEN TUNGSTEN CO LTD-A	CN	5.23%			
MP MATERIALS CORP	US	4.87%			
ILUKA RESOURCES LTD	AU	4.40%			
LIONTOWN RESOURCES LTD	AU	4.29%			
TRONOX HOLDINGS PLC	GB	3.82%			
<b>Subtotal</b>		70.11%			

Worst Performing Components	YTD	1 Day
ALBEMARLE CORP	-47.02%	-6.92%
ARCADIUM LITHIUM PLC	-60.79%	-4.30%
AMG ADVANCED METALLURGICAL GROUP NV	-35.76%	-4.28%
QUIMICA Y MINERA CHIL-SP ADR	-41.62%	-4.18%
JIANGXI GANFENG LITHIUM CO LTD	-38.22%	-2.84%

## Symbols

	Symbol	ISIN	WKN	Sedol	Bloomberg	Reuters	Telekurs
<b>Price Index</b>	MVREMX	DE000SLA0RE9	SLA0RE	B4QYVK0	MVREMX	.MVREMX	11888315
<b>Total Return Net</b>	MVREMXTR	DE000SLA0RF6	SLA0RF	B4V5FZ1	MVREMXTR	.MVREMXTR	11888308
<b>Total Return Gross</b>	-	-	-	-	-	-	-

## MVIS® Global Rare Earth/Strategic Metals Index

---

For further information visit [www.marketvector.com](http://www.marketvector.com)

Nothing on this factsheet shall be considered a solicitation to buy or an offer to sell a security, or any other product or service, to any person in any jurisdiction where such offer, solicitation, purchase or sale would be unlawful under the laws of such jurisdiction. Neither MarketVector Indexes GmbH nor any of its licensors makes any warranties or representations, express or implied, to the user with respect to any of the data contained herein. The data is provided for informational purposes only, and the Company shall not be responsible or liable for the accuracy, usefulness or availability of any information transmitted or made available through it. The MarketVector™ family of indexes (MarketVector™, BlueStar®, MVIS®) is protected through various intellectual property rights and unfair competition and misappropriation laws. MVIS® is a registered trademark of Van Eck Associates Corporation that has been licensed to MarketVector Indexes GmbH. MarketVector™ and MarketVector Indexes™ are pending trademarks of Van Eck Associates Corporation. BlueStar®, BlueStar Indexes®, BIGI® and BIGITech® are trademarks of MarketVector Indexes GmbH. You require a licence to launch any product whose performance is linked to the value of a particular MarketVector™ Index and for all use of the MarketVector™ name or name of the MarketVector™ Index in the marketing of the product.