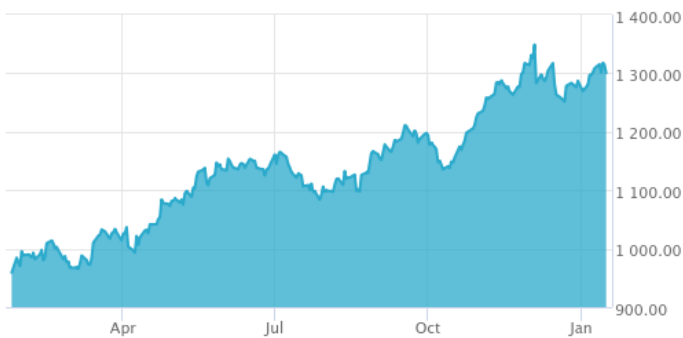


MarketVector™ Brazil Multifactor Quality Index

The MarketVector™ Brazil Multifactor Quality Index (MVQLBR) tracks the performance of Brazilian companies ranked by efficiency, profitability, and leverage scores.

Key Features



All Time High/Low	52-Week High/Low
1,348.85/785.80	1,348.85/946.07

Size and Liquidity Requirements

Full MCap of at least 50 mln USD. Three month average-daily-trading volume of at least 0.5 mln USD at a review and also at the previous two reviews. At least 200,000 shares traded per month over the last six months at a review and also at the previous two reviews.

Universe

Brazilian companies included in the MarketVector™ Total Global Equity Index universe and listed on the Brasil Bolsa Balcão (B3) exchange.

Diversification

Companies are weighted by a modified float-adjusted market cap with a volatility exposure factor-tilt strategy.

Review

Quarterly

Index Data

INDEX PARAMETERS				FUNDAMENTALS*		ANNUALISED PERFORMANCE*	
Launch Date	26 Sep 2025	Components	36	Price/Earnings Trailing	7.63	1 Month	1.43%
Type	Country	Volatility (250 days)	16.25	Price/Book	1.40	1 Year	37.46%
Currency	BRL	Full MCap bn USD	468.94	Price/Sales	1.86	3 Years	14.37%
Base Date	31 Dec 2020	Float MCap bn USD	251.18	Price/Cash Flow	7.13	5 Years	5.54%
Base Value	1,000.00	Correlation* (250 days)	0.00	Dividend Yield	6.59	7 Years	5.35%

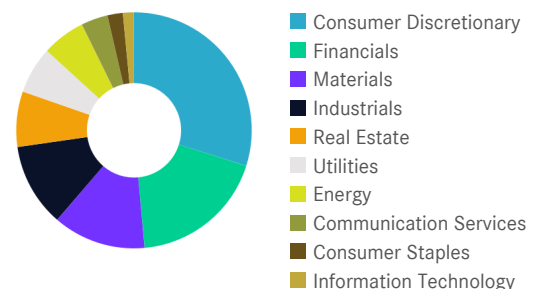
* -

* as of 31 Dec 2025

* Total Return Net Index

Sector Weightings

Sector	Count	Weight	Count*	Weight*	Difference
Consumer Discretionary	12	29.88%	12	29.88%	0.00%
Financials	4	18.69%	4	18.69%	0.00%
Materials	5	12.76%	5	12.76%	0.00%
Industrials	5	11.42%	5	11.42%	0.00%
Real Estate	4	7.60%	4	7.60%	0.00%
Utilities	2	6.41%	2	6.41%	0.00%
Energy	1	5.96%	1	5.96%	0.00%
Communication Services	1	3.66%	1	3.66%	0.00%
Consumer Staples	1	2.12%	1	2.12%	0.00%
Information Technology	1	1.51%	1	1.51%	0.00%



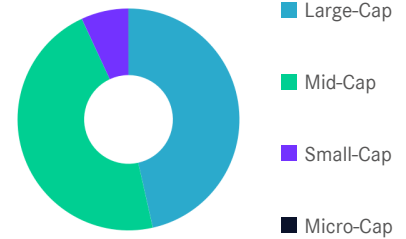
* represent hypothetical values obtained excluding non-local components

MarketVector™ Brazil Multifactor Quality Index

Country and Size Weightings

COUNTRY WEIGHTINGS EXCL. NON-LOCAL*

COUNTRY WEIGHTINGS INCL. NON-LOCAL*

SIZE WEIGHTINGS


Country	Count	Weight
Brazil	36	100.00%

Country	Non-Local	Count	Weight
Brazil	0	36	100.00%

Size	Count	Weight
Large-Cap (> 6 bn)	11	46.48%
Mid-Cap (1.5 bn - 6 bn)	23	46.60%
Small-Cap (0.2 bn - 1.5 bn)	2	6.92%
Micro-Cap (0.0 bn - 0.2 bn)	0	0.00%

*Companies incorporated outside of a certain region or country that generate at least 50.00% of their revenues (or, where applicable, have at least 50.00% of their assets) in that region or country.

Index Components

Top Components by Weight	Non-Local	Country	Weight	Best Performing Components	YTD	1 Day
PETRO RIO SA	-	BR	5.96%	VAMOS LOCACAO DE CAMINHOS M	25.10%	8.06%
ITAUSA-INVESTIMENTOS ITAU-PR	-	BR	5.49%	MARCOPOLO SA	0.67%	2.86%
SUZANO SA	-	BR	5.30%	JHSF PARTICIPACOES SA	9.11%	2.84%
BB SEGURIDADE PARTICIPACOES	-	BR	5.03%	MAHLE-METAL LEVE SA	3.47%	1.89%
CAIXA SEGURIDADE PARTICIPACO	-	BR	4.16%	ITAUSA-INVESTIMENTOS ITAU-PR	6.41%	1.67%
COGNA EDUCACAO	-	BR	4.08%			
PORTO SEGURO SA	-	BR	4.01%			
MELIUZ SA - ON	-	BR	3.66%	Worst Performing Components	YTD	1 Day
CIA TRANSMISSAO ENERGIA PAULISTA PFD	-	BR	3.31%	C&A MODAS LTDA	-20.51%	-4.76%
SER EDUCACIONAL SA	-	BR	3.26%	MELIUZ SA - ON	12.24%	-3.84%
CYRELA BRAZIL REALTY SA EMPREE	-	BR	3.22%	CIA FERRO LIGAS DA BAHIA -FE	1.15%	-2.29%
ANIMA HOLDING SA	-	BR	3.21%	ECORODOVIAS INFRAESTRUTURA E LOGISTIC	1.07%	-2.19%
Subtotal			50.69%	SAO MARTINHO SA	7.98%	-2.03%

MarketVector™ Brazil Multifactor Quality Index

Symbols

	Symbol	ISIN	WKN	Sedol	Bloomberg	Reuters	Telekurs
Price Index	MVQLBR	DE000SL0R679	SL0R67	BQYLVY1	MVQLBR	.MVQLBR	148943956
Total Return Net	MVQLBRTR	DE000SL0R687	SL0R68	BQYLVZ2	MVQLBRTR	.MVQLBRTR	148943977
Total Return Gross	-	-	-	-	-	-	-

For further information visit www.marketvector.com

Nothing on this factsheet shall be considered a solicitation to buy or an offer to sell a security, or any other product or service, to any person in any jurisdiction where such offer, solicitation, purchase or sale would be unlawful under the laws of such jurisdiction. Neither MarketVector Indexes GmbH nor any of its licensors makes any warranties or representations, express or implied, to the user with respect to any of the data contained herein. The data is provided for informational purposes only, and the Company shall not be responsible or liable for the accuracy, usefulness or availability of any information transmitted or made available through it. The MarketVector™ family of indexes (MarketVector™, BlueStar®, MVIS®) is protected through various intellectual property rights and unfair competition and misappropriation laws. MVIS® is a registered trademark of Van Eck Associates Corporation that has been licensed to MarketVector Indexes GmbH. MarketVector™ and MarketVector Indexes™ are pending trademarks of Van Eck Associates Corporation. BlueStar®, BlueStar Indexes®, BIGI® and BIGITech® are trademarks of MarketVector Indexes GmbH. You require a licence to launch any product whose performance is linked to the value of a particular MarketVector™ Index and for all use of the MarketVector™ name or name of the MarketVector™ Index in the marketing of the product.