

MarketVector™ Quantum Computing Ecosystem Index

The MarketVector™ Quantum Computing Ecosystem Index (MVOCE) is a thematic index tracking the performance of companies involved in industries related to Quantum Computing.

Key Features



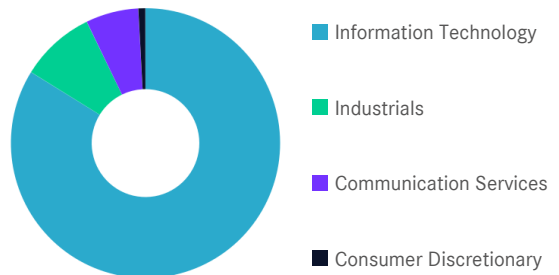
Index 3,869.03/705.84 3,869.03/2,112.66

Index Data

INDEX PARAMETERS		FUNDAMENTALS*		ANNUALISED PERFORMANCE*			
Launch Date	27 Mar 2026	Components	54	Price/Earnings Trailing	62.76	1 Month	18.73%
Type	Sector	Volatility (250 days)	29.58	Price/Book	4.10	1 Year	83.14%
Currency	USD	Full MCap bn USD	16,822.08	Price/Sales	3.80	3 Years	62.12%
Base Date	30 Jun 2021	Float MCap bn USD	13,903.82	Price/Cash Flow	17.81	5 Years	-
Base Value	1,000.00	Correlation* (250 days)	0.00	Dividend Yield	0.99	7 Years	32.43%
		* -		* as of 31 Mar 2026		* Total Return Net Index	

Sector Weightings

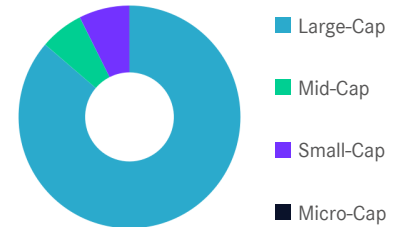
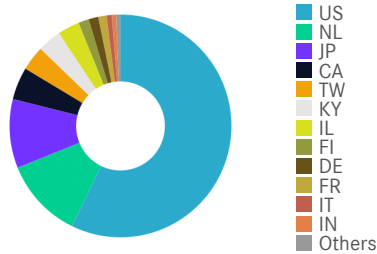
Sector	Count	Weight
Information Technology	41	83.83%
Industrials	7	8.99%
Communication Services	5	6.32%
Consumer Discretionary	1	0.86%



MarketVector™ Quantum Computing Ecosystem Index

Country and Size Weightings

Country	Count	Weight
United States	28	57.21%
Netherlands	5	11.67%
Japan	6	10.01%
Canada	3	4.73%
Taiwan	2	3.58%
Cayman Islands	3	3.46%
Israel	1	3.18%
Finland	1	1.52%
Germany	1	1.43%
France	1	1.20%
Italy	1	0.76%
India	1	0.63%
Others	1	0.62%



Size	Count	Weight
Large-Cap (> 6 bn)	46	86.27%
Mid-Cap (1.5 bn - 6 bn)	4	6.35%
Small-Cap (0.2 bn - 1.5 bn)	4	7.39%
Micro-Cap (0.0 bn - 0.2 bn)	0	0.00%

Index Components

Top Components by Weight	Country	Weight	Best Performing Components	YTD	1 Day
FORMFACTOR INC	US	5.15%	INTEL CORP	123.69%	23.60%
INTEL CORP	US	4.24%	QUALCOMM INC	-12.41%	11.12%
ONTO INNOVATION INC	US	3.72%	SYNOPSYS INC	6.62%	9.62%
STMICROELECTRONICS NV-NY SHS	NL	3.70%	KLA CORP	59.45%	6.59%
MKS INSTRUMENTS INC	US	3.33%	BAIDU INC - SPON ADR	-1.49%	5.91%
ASM INTERNATIONAL NV	NL	3.22%			
TOWER SEMICONDUCTOR LTD	IL	3.18%			
APPLIED MATERIALS INC	US	3.08%	Worst Performing Components	YTD	1 Day
LAM RESEARCH CORP	US	2.94%	D-WAVE QUANTUM INC	-29.29%	-4.25%
KLA CORP	US	2.94%	BLACKBERRY LTD	33.80%	-4.09%
TOKYO ELECTRON LTD ORD	JP	2.74%	LOCKHEED MARTIN CORP	6.70%	-3.08%
TAIWAN SEMICONDUCTOR-SP ADR	TW	2.63%	RTX CORPORATION	-4.67%	-2.81%
Subtotal		40.88%	IONQ INC	-4.86%	-2.15%

Symbols

	Symbol	ISIN	WKN	Sedol	Bloomberg	Reuters	Telekurs
Price Index	MVQCE	DE000SL0TTS6	SL0TTS	BWKD0C4	MVQCE	.MVQCE	155056318
Total Return Net	MVQCETR	DE000SL0TTT4	SL0TTT	BWKD0D5	MVQCETR	.MVQCETR	155056324
Total Return Gross	-	-	-	-	-	-	-

MarketVector™ Quantum Computing Ecosystem Index

For further information visit www.marketvector.com

Nothing on this factsheet shall be considered a solicitation to buy or an offer to sell a security, or any other product or service, to any person in any jurisdiction where such offer, solicitation, purchase or sale would be unlawful under the laws of such jurisdiction. Neither MarketVector Indexes GmbH nor any of its licensors makes any warranties or representations, express or implied, to the user with respect to any of the data contained herein. The data is provided for informational purposes only, and the Company shall not be responsible or liable for the accuracy, usefulness or availability of any information transmitted or made available through it. The MarketVector™ family of indexes (MarketVector™, BlueStar®, MVIS®) is protected through various intellectual property rights and unfair competition and misappropriation laws. MVIS® is a registered trademark of Van Eck Associates Corporation that has been licensed to MarketVector Indexes GmbH. MarketVector™ and MarketVector Indexes™ are pending trademarks of Van Eck Associates Corporation. BlueStar®, BlueStar Indexes®, BIGI® and BIGITech® are trademarks of MarketVector Indexes GmbH. You require a licence to launch any product whose performance is linked to the value of a particular MarketVector™ Index and for all use of the MarketVector™ name or name of the MarketVector™ Index in the marketing of the product.