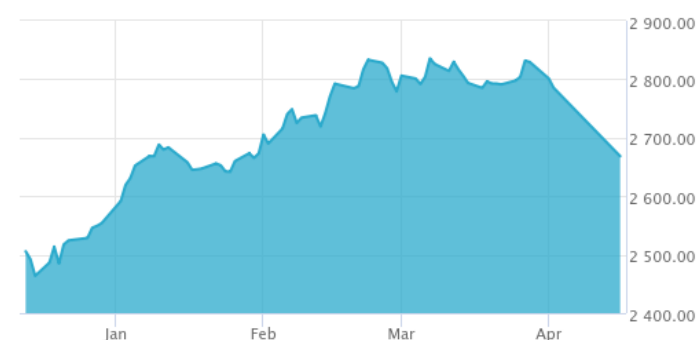


MVIS® US Listed Pharmaceutical 25 Index

The MVIS® US Listed Pharmaceutical 25 Index (MVPPH) tracks the performance of the 25 largest and most liquid US exchange-listed companies in the pharmaceutical industry. This is a modified market cap-weighted index, and only includes companies that generate at least 50% of their revenue from pharmaceutical related products and services, such as research and development, production, or marketing and sales.

Key Features



Index 2,835.55/551.16 2,835.55/2,331.26

Size and Liquidity Requirements

Full MCap of at least 150 mln USD. Three month average-daily-trading volume of at least 1 mln USD at a review and also at the previous two reviews. At least 250,000 shares traded per month over the last six months at a review and also at the previous two reviews.

Pure-Play

Companies have to generate at least 50% revenues from pharmaceuticals.

Diversification

Company weightings are capped at 20%.

Review

Semi-annually in March and September with quarterly rebalances.

Index Data

INDEX PARAMETERS

Launch Date	12 Aug 2011
Type	Sector
Currency	USD
Base Date	29 Sep 2000
Base Value	1,000.00

Components	25
Volatility (250 days)	11.93
Full MCap bn USD	3,355.05
Float MCap bn USD	2,690.24
Correlation* (250 days)	0.88

* MSCI ACWI Pharmaceuticals

FUNDAMENTALS*

Price/Earnings Trailing	43.08
Price/Book	3.34
Price/Sales	1.32
Price/Cash Flow	12.70
Dividend Yield	2.05

* as of 31 Mar 2024

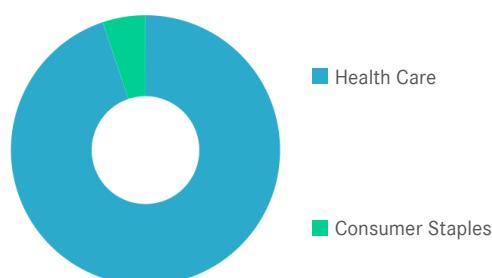
ANNUALISED PERFORMANCE*

1 Month	-4.48%
1 Year	6.75%
3 Years	6.87%
5 Years	7.79%
7 Years	4.25%

* Total Return Net Index

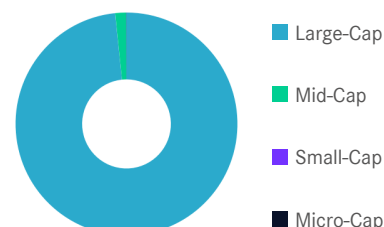
Sector Weightings

Sector	Count	Weight
Health Care	24	94.85%
Consumer Staples	1	5.15%



Country and Size Weightings

Donut chart showing the distribution of countries for the top 1000 most cited papers. The chart is divided into 12 segments representing different countries. The largest segment is blue, representing the United States (US). Other significant segments include green (GB), purple (DK), orange (CH), yellow (FR), grey (JP), light green (IL), dark green (NL), brown (IE), and dark blue (CA).



Size	Count	Weight
Large-Cap (> 6 bn)	21	98.36%
Mid-Cap (1.5 bn - 6 bn)	4	1.63%
Small-Cap (0.2 bn - 1.5 bn)	0	0.00%
Micro-Cap (0.0 bn - 0.2 bn)	0	0.00%

Top Components by Weight	Country	Weight	Best Performing Components	YTD	1 Day
ELI LILLY & CO	US	12.66%	MCKESSON CORP	19.28%	1.82%
NOVO-NORDISK A/S-SPONS ADR	DK	9.00%	ASTRAZENECA PLC-SPONS ADR	25.12%	1.64%
JOHNSON & JOHNSON	US	6.38%	BRISTOL-MYERS SQUIBB CO	-4.72%	0.73%
ABBVIE INC	US	6.00%	ELANCO ANIMAL HEALTH INC	-12.15%	0.38%
NOVARTIS AG-SPONSORED ADR	CH	5.17%	GSK PLC-SPON ADR	10.72%	0.15%
HALEON PLC	GB	5.15%			
MERCK & CO. INC.	US	5.07%			
ASTRAZENECA PLC-SPONS ADR	GB	5.05%	Worst Performing Components	YTD	1 Day
BRISTOL-MYERS SQUIBB CO	US	4.89%	ORGANON & CO	38.87%	-3.42%
SANOFI-ADR	FR	4.75%	JAZZ PHARMACEUTICALS PLC	-12.06%	-2.87%
ZOETIS INC	US	4.61%	NOVO-NORDISK A/S-SPONS ADR	26.21%	-2.68%
TAKEDA PHARM-ADR	JP	4.58%	TEVA PHARMACEUTICAL-SP ADR	63.60%	-2.01%
Subtotal		73.32%	PERRIGO CO PLC	-16.27%	-1.82%

	Symbol	ISIN	WKN	Sedol	Bloomberg	Reuters	Telekurs
Price Index	MVPPH	DE000SLA0LS2	SLA0LS	B4RGLR2	MVPPH	.MVPPH	13624427
Total Return Net	MVPPHTR	DE000SLA0LT0	SLA0LT	B4LWXJ2	MVPPHTR	.MVPPHTR	13624431
Total Return Gross	MVPPHTRG	DE000SLA1CM2	SLA1CM	B88HTJ0	MVPPHTRG	.MVPPHTRG	20729426

MVIS® US Listed Pharmaceutical 25 Index

For further information visit www.marketvector.com

Nothing on this factsheet shall be considered a solicitation to buy or an offer to sell a security, or any other product or service, to any person in any jurisdiction where such offer, solicitation, purchase or sale would be unlawful under the laws of such jurisdiction. Neither MarketVector Indexes GmbH nor any of its licensors makes any warranties or representations, express or implied, to the user with respect to any of the data contained herein. The data is provided for informational purposes only, and the Company shall not be responsible or liable for the accuracy, usefulness or availability of any information transmitted or made available through it. The MarketVector™ family of indexes (MarketVector™, BlueStar®, MVIS®) is protected through various intellectual property rights and unfair competition and misappropriation laws. MVIS® is a registered trademark of Van Eck Associates Corporation that has been licensed to MarketVector Indexes GmbH. MarketVector™ and MarketVector Indexes™ are pending trademarks of Van Eck Associates Corporation. BlueStar®, BlueStar Indexes®, BIGI® and BIGITech® are trademarks of MarketVector Indexes GmbH. You require a licence to launch any product whose performance is linked to the value of a particular MarketVector™ Index and for all use of the MarketVector™ name or name of the MarketVector™ Index in the marketing of the product.