

## MarketVector™ U.S. Treasury 7-Year On-the-Run Index

The MarketVector™ U.S. Treasury 7-Year On-the-Run Index (MVOTR7) tracks the performance of the most recently issued ('on-the-run') U.S. Treasury security within the 7-year maturity range.

### Key Features




|       | All Time High/Low | 52-Week High/Low |
|-------|-------------------|------------------|
| Index | 100.00/75.56      | 81.39/78.12      |

### Index Data

| INDEX PARAMETERS     |                      | DESCRIPTIVES              |      | PERFORMANCE     |                   |
|----------------------|----------------------|---------------------------|------|-----------------|-------------------|
| Launch Date          | 10 Apr 2026          | Average Yield to Maturity | 0.00 | 1 Day           | 0.17%             |
| Type                 | Bond                 | Average Modified Duration | 0.00 | MTD             | 0.68%             |
| Currency             | USD                  | Average Years to Maturity | 6.94 | 3MTD            | 0.28%             |
| Base Date/Base Value | 04 Jan 2021 / 100.00 | Average Coupon            | 0.00 | YTD             | -0.84%            |
| Components           | 2                    | Yield to Worst            | 0.00 |                 |                   |
| Market Value bn USD  | 0.00                 | Current Yield             | 0.00 |                 |                   |
|                      |                      |                           |      | <i>Absolute</i> | <i>Annualised</i> |
|                      |                      |                           |      | 1 Year          | 0.33%             |
|                      |                      |                           |      | 3 Years         | -1.25%            |
|                      |                      |                           |      | 5 Years         | -3.72%            |
|                      |                      |                           |      | 7 Years         | -4.22%            |

### Sector Weightings

| Sector              | Count | Weight  |
|---------------------|-------|---------|
| Government Activity | 2     | 100.00% |

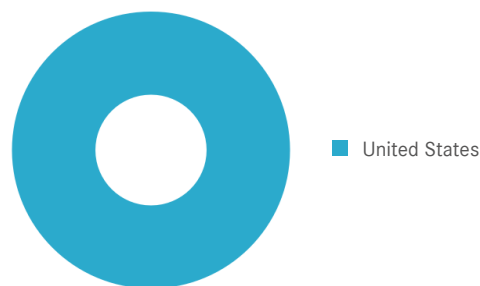


■ Government Activity

# MarketVector™ U.S. Treasury 7-Year On-the-Run Index

## Country Weightings

| Country       | Count | Weight  |
|---------------|-------|---------|
| United States | 2     | 100.00% |



## Index Components

| Top Components by Weight       | Coupon | Maturity    | Country | Weight  | Credit Rating    | Count | Weight  |
|--------------------------------|--------|-------------|---------|---------|------------------|-------|---------|
| GOVERNMENT OF THE UNITED STATE | 4.25%  | 31 Mar 2033 | US      | 99.99%  | High Yield       | -     | -       |
| GOVERNMENT OF THE UNITED STATE | 3.75%  | 28 Feb 2033 | US      | 0.01%   | Investment Grade | -     | -       |
|                                |        |             |         | 100.00% | Not rated        | 2     | 100.00% |

| Maturity Breakdown | Count | Weight  |
|--------------------|-------|---------|
| 0 - 3 Years        | -     | -       |
| 3 - 5 Years        | -     | -       |
| 5 - 7 Years        | 2     | 100.00% |
| 7 - 10 Years       | -     | -       |
| 10 - 15 Years      | -     | -       |
| 15 - 20 Years      | -     | -       |
| 20+ Years          | -     | -       |

Subtotal


## Symbols

|              | Symbol | ISIN         | WKN    | Sedol   | Bloomberg | Reuters | Telekurs  |
|--------------|--------|--------------|--------|---------|-----------|---------|-----------|
| Price Return | MVOTR7 | DE000SLORV81 | SLORV8 | BT68VW9 | MVOTR7    | .MVOTR7 | 155406195 |
| -            | -      | -            | -      | -       | -         | -       | -         |
| -            | -      | -            | -      | -       | -         | -       | -         |

# MarketVector™ U.S. Treasury 7-Year On-the-Run Index

## Currency Weightings

| Currency | Count | Weight  |
|----------|-------|---------|
| USD      | 2     | 100.00% |



For further information visit [www.marketvector.com](http://www.marketvector.com)

Nothing on this factsheet shall be considered a solicitation to buy or an offer to sell a security, or any other product or service, to any person in any jurisdiction where such offer, solicitation, purchase or sale would be unlawful under the laws of such jurisdiction. Neither MarketVector Indexes GmbH nor any of its licensors makes any warranties or representations, express or implied, to the user with respect to any of the data contained herein. The data is provided for informational purposes only, and the Company shall not be responsible or liable for the accuracy, usefulness or availability of any information transmitted or made available through it. The MarketVector™ family of indexes (MarketVector™, Bluestar®, MVIS®) is protected through various intellectual property rights and unfair competition and misappropriation laws. MVIS® is a registered trademark of Van Eck Associates Corporation that has been licensed to MarketVector Indexes GmbH. MarketVector™ and MarketVector Indexes™ are pending trademarks of Van Eck Associates Corporation. BlueStar®, BlueStar Indexes®, BIGI® and BIGITech® are trademarks of MarketVector Indexes GmbH. You require a licence to launch any product whose performance is linked to the value of a particular MarketVector™ Index and for all use of the MarketVector™ name or name of the MarketVector™ Index in the marketing of the product.