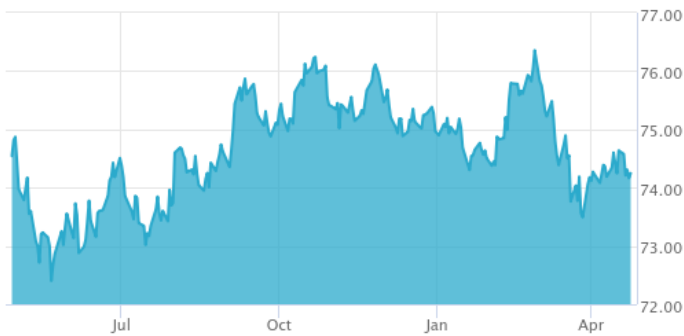


## MarketVector™ U.S. Treasury 10-Year On-the-Run Index

The MarketVector™ U.S. Treasury 10-Year On-the-Run Index (MVOTR10) tracks the performance of the most recently issued ('on-the-run') U.S. Treasury security within the 10-year maturity range.

### Key Features




	All Time High/Low	52-Week High/Low
Index	100.00/70.45	76.35/72.40

### Index Data

INDEX PARAMETERS		DESCRIPTIVES		PERFORMANCE	
Launch Date	10 Apr 2026	Average Yield to Maturity	0.00	1 Day	0.11%
Type	Bond	Average Modified Duration	0.00	MTD	0.64%
Currency	USD	Average Years to Maturity	9.82	3MTD	0.18%
Base Date/Base Value	04 Jan 2021 / 100.00	Average Coupon	0.00	YTD	-0.96%
Components	2	Yield to Worst	0.00		
Market Value bn USD	0.00	Current Yield	0.00		
				Absolute	Annualised
				1 Year	0.39%
				3 Years	-2.20%
				5 Years	-4.68%
				7 Years	-5.46%

### Sector Weightings

Sector	Count	Weight
Government Activity	2	100.00%

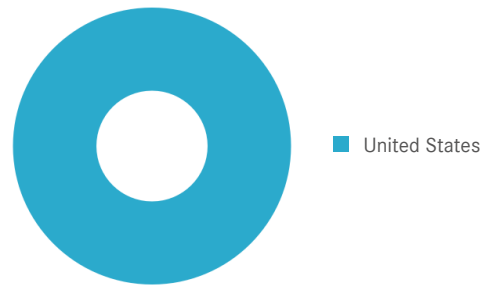


■ Government Activity

# MarketVector™ U.S. Treasury 10-Year On-the-Run Index

## Country Weightings

Country	Count	Weight
United States	2	100.00%



## Index Components

Top Components by Weight	Coupon	Maturity	Country	Weight	Credit Rating	Count	Weight
GOVERNMENT OF THE UNITED STATE	4.12%	15 Feb 2036	US	99.99%	High Yield	-	-
GOVERNMENT OF THE UNITED STATE	4.00%	15 Nov 2035	US	0.01%	Investment Grade	-	-
				100.00%	Not rated	2	100.00%

Maturity Breakdown	Count	Weight
0 - 3 Years	-	-
3 - 5 Years	-	-
5 - 7 Years	-	-
7 - 10 Years	2	100.00%
10 - 15 Years	-	-
15 - 20 Years	-	-
20+ Years	-	-

Subtotal


## Symbols

	Symbol	ISIN	WKN	Sedol	Bloomberg	Reuters	Telekurs
Price Return	MVOTR10	DE000SL0RV99	SL0RV9	BT68VY1	MVOTR10	.MVOTR10	155406196
-	-	-	-	-	-	-	-
-	-	-	-	-	-	-	-

# MarketVector™ U.S. Treasury 10-Year On-the-Run Index

## Currency Weightings

Currency	Count	Weight
USD	2	100.00%



For further information visit [www.marketvector.com](http://www.marketvector.com)

Nothing on this factsheet shall be considered a solicitation to buy or an offer to sell a security, or any other product or service, to any person in any jurisdiction where such offer, solicitation, purchase or sale would be unlawful under the laws of such jurisdiction. Neither MarketVector Indexes GmbH nor any of its licensors makes any warranties or representations, express or implied, to the user with respect to any of the data contained herein. The data is provided for informational purposes only, and the Company shall not be responsible or liable for the accuracy, usefulness or availability of any information transmitted or made available through it. The MarketVector™ family of indexes (MarketVector™, Bluestar®, MVIS®) is protected through various intellectual property rights and unfair competition and misappropriation laws. MVIS® is a registered trademark of Van Eck Associates Corporation that has been licensed to MarketVector Indexes GmbH. MarketVector™ and MarketVector Indexes™ are pending trademarks of Van Eck Associates Corporation. BlueStar®, BlueStar Indexes®, BIGI® and BIGITech® are trademarks of MarketVector Indexes GmbH. You require a licence to launch any product whose performance is linked to the value of a particular MarketVector™ Index and for all use of the MarketVector™ name or name of the MarketVector™ Index in the marketing of the product.