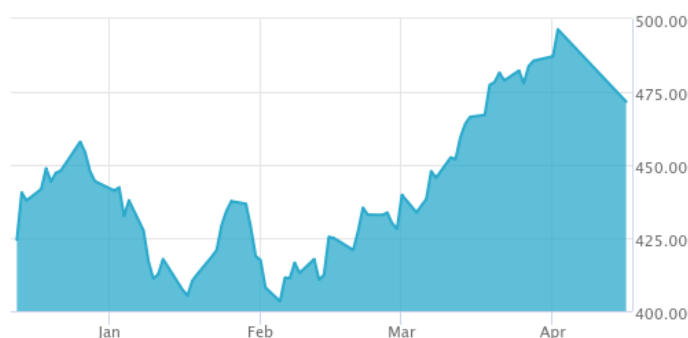


MarketVector™ US Listed Oil Services 10% Capped Index

The MarketVector™ US Listed Oil Services 10% Capped Index tracks the performance of the largest and most liquid companies in the oil services industry that are listed in the US, employing a 10% capping scheme. MVOIC only includes companies that generate at least 50% of their revenue from oil equipment, oil services, or oil drilling.

Key Features



Index 1,456.74 / 100.55 507.47 / 347.95

Size and Liquidity Requirements

Full MCap of at least 150 mln USD. Three month average-daily-trading volume of at least 1 mln USD at a review and also at the previous two reviews. At least 250,000 shares traded per month over the last six months at a review and also at the previous two reviews.

Pure-Play

Companies have to generate at least 50% revenues from oil services.

Diversification

Company weightings are capped at 10%.

Review

Semi-annually in March and September with quarterly rebalances.

Index Data

INDEX PARAMETERS

Launch Date	31 Jan 2023
Type	Hard Asset
Currency	USD
Base Date	30 Dec 2011
Base Value	1,000.00

Components	24
Volatility (250 days)	26.62
Full MCap bn USD	255.52
Float MCap bn USD	158.15
Correlation* (250 days)	0.93

* MSCI ACWI Energy Equipment & Services

FUNDAMENTALS*

Price/Earnings Trailing	13.94
Price/Book	1.68
Price/Sales	1.26
Price/Cash Flow	7.55
Dividend Yield	1.58

* as of 31 Mar 2024

ANNUALISED PERFORMANCE*

1 Month	1.11%
1 Year	16.71%
3 Years	21.01%
5 Years	-0.52%
7 Years	-5.93%

* Total Return Net Index

Sector Weightings

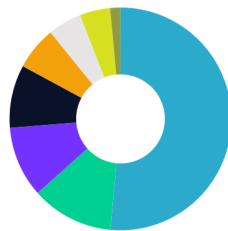
Sector	Count	Weight
Energy	24	100.00%



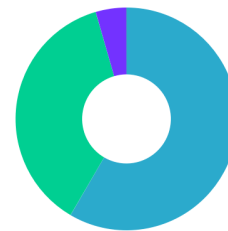
MarketVector™ US Listed Oil Services 10% Capped Index

Country and Size Weightings

Country	Count	Weight
United States	15	51.47%
United Kingdom	2	11.95%
Curacao	1	10.30%
Luxembourg	1	9.14%
Ireland	1	6.29%
Bermuda	2	4.92%
Switzerland	1	4.42%
Netherlands	1	1.51%



US
 GB
 CW
 LU
 IE
 BM
 CH
 NL



Large-Cap
 Mid-Cap
 Small-Cap
 Micro-Cap

Size	Count	Weight
Large-Cap (> 6 bn)	7	58.42%
Mid-Cap (1.5 bn - 6 bn)	11	37.10%
Small-Cap (0.2 bn - 1.5 bn)	6	4.47%
Micro-Cap (0.0 bn - 0.2 bn)	0	0.00%

Index Components

Top Components by Weight	Country	Weight	Best Performing Components	YTD	1 Day
BAKER HUGHES CO	US	11.44%	DRIL-QUIP INC	-36.10%	4.28%
SCHLUMBERGER NV	CW	10.30%	CACTUS INC	33.19%	2.38%
HALLIBURTON CO	US	9.53%	NABORS INDUSTRIES LTD	2.21%	1.93%
TENARIS SA-ADR	LU	9.14%	SELECT WATER SOLUTIONS	46.92%	1.58%
TECHNIPFMC PLC	GB	6.71%	OCEANEERING INTL INC	25.80%	1.56%
WEATHERFORD INTERNATIONAL PLC	IE	6.29%			
CHAMPIONX CORP	US	5.87%			
NOBLE CORP PLC	GB	5.24%			
NOV INC	US	5.01%			
TRANSOCEAN LTD	CH	4.42%			
VALARIS PLC	BM	4.05%			
CACTUS INC	US	3.93%			
Subtotal		81.93%			

Worst Performing Components	YTD	1 Day
NOV INC	-12.31%	-1.06%
WEATHERFORD INTERNATIONAL PLC	9.89%	-0.74%
PATTERSON-UTI ENERGY INC	-16.01%	-0.33%
EXPRO GROUP HOLDINGS NV	24.69%	0.05%
CORE LABORATORIES NV	13.62%	0.10%

Symbols

	Symbol	ISIN	WKN	Sedol	Bloomberg	Reuters	Telekurs
Price Index	MVOIC	DE000SL0G5V2	SL0G5V	BPVCD66	MVOIC	.MVOIC	124598333
Total Return Net	MVOICTR	DE000SL0G5W0	SL0G5W	BPVCD77	MVOICTR	.MVOICTR	124598692
Total Return Gross	MVOICTRG	DE000SL0G5X8	SL0G5X	BPVCFD7	MVOICTRG	.MVOICTRG	124599042

MarketVector™ US Listed Oil Services 10% Capped Index

For further information visit www.marketvector.com

Nothing on this factsheet shall be considered a solicitation to buy or an offer to sell a security, or any other product or service, to any person in any jurisdiction where such offer, solicitation, purchase or sale would be unlawful under the laws of such jurisdiction. Neither MarketVector Indexes GmbH nor any of its licensors makes any warranties or representations, express or implied, to the user with respect to any of the data contained herein. The data is provided for informational purposes only, and the Company shall not be responsible or liable for the accuracy, usefulness or availability of any information transmitted or made available through it. The MarketVector™ family of indexes (MarketVector™, BlueStar®, MVIS®) is protected through various intellectual property rights and unfair competition and misappropriation laws. MVIS® is a registered trademark of Van Eck Associates Corporation that has been licensed to MarketVector Indexes GmbH. MarketVector™ and MarketVector Indexes™ are pending trademarks of Van Eck Associates Corporation. BlueStar®, BlueStar Indexes®, BIGI® and BIGITech® are trademarks of MarketVector Indexes GmbH. You require a licence to launch any product whose performance is linked to the value of a particular MarketVector™ Index and for all use of the MarketVector™ name or name of the MarketVector™ Index in the marketing of the product.