


MarketVector™ Global Nuclear Innovators Index

The MarketVector™ Global Nuclear Innovators Index is a thematic index tracking the performance of companies involved in nuclear energy technology and infrastructure.

Key Features



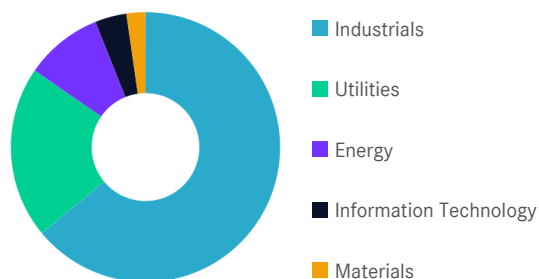
Index -/- -/-

Index Data

INDEX PARAMETERS				FUNDAMENTALS*		ANNUALISED PERFORMANCE*	
Launch Date	31 Jan 2025	Components	8	Price/Earnings Trailing	-38.45	1 Month	-
Type	Sector	Volatility (250 days)	-	Price/Book	11.88	1 Year	-
Currency	USD	Full MCap bn USD	18.22	Price/Sales	5.94	3 Years	-
Base Date	31 Dec 2020	Float MCap bn USD	13.37	Price/Cash Flow	39.06	5 Years	-
Base Value	1,000.00	Correlation* (250 days)	0.00	Dividend Yield	0.26	7 Years	-
* -				* as of 28 Feb 2025		* Total Return Net Index	

Sector Weightings

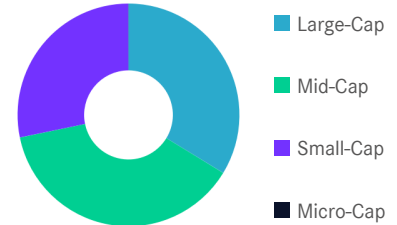
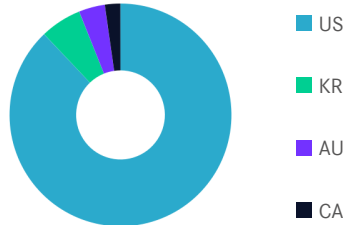
Sector	Count	Weight
Industrials	4	64.00%
Utilities	1	20.62%
Energy	1	9.31%
Information Technology	1	3.80%
Materials	1	2.27%



MarketVector™ Global Nuclear Innovators Index

Country and Size Weightings

Country	Count	Weight
United States	5	87.91%
South Korea	1	6.02%
Australia	1	3.80%
Canada	1	2.27%



Size	Count	Weight
Large-Cap (> 6 bn)	1	33.72%
Mid-Cap (1.5 bn - 6 bn)	2	38.04%
Small-Cap (0.2 bn - 1.5 bn)	5	28.24%
Micro-Cap (0.0 bn - 0.2 bn)	0	0.00%

Index Components

Top Components by Weight	Country	Weight
BWX TECHNOLOGIES INC	US	33.72%
OKLO INC	US	20.62%
NUSCALE POWER CORP	US	17.42%
CENTRUS ENERGY CORP	US	9.31%
NANO NUCLEAR ENERGY ORD	US	6.84%
KEPCO ENGINEERING & CONSTRU	KR	6.02%
SILEX SYSTEMS LTD	AU	3.80%
ENCORE ENERGY CORP	CA	2.27%
Subtotal		100.00%

Best Performing Components	YTD	1 Day
CENTRUS ENERGY CORP	-3.39%	16.05%
NANO NUCLEAR ENERGY ORD	-0.62%	9.37%
ENCORE ENERGY CORP	-58.36%	9.23%
OKLO INC	10.08%	8.55%
SILEX SYSTEMS LTD	-46.09%	8.12%

Worst Performing Components	YTD	1 Day
KEPCO ENGINEERING & CONSTRU	23.31%	0.27%
BWX TECHNOLOGIES INC	-5.82%	2.28%
NUSCALE POWER CORP	-13.89%	2.32%
SILEX SYSTEMS LTD	-46.09%	8.12%
OKLO INC	10.08%	8.55%

Symbols

	Symbol	ISIN	WKN	Sedol	Bloomberg	Reuters	Telekurs
Price Index	MVNLRX	DE000SL0P3N3	SL0P3N	BSB7SG7	MVNLRX	.MVNLRX	141721220
Total Return Net	MVNLRXTR	DE000SL0P3P8	SL0P3P	BSB7SJ0	MVNLRXTR	.MVNLRXTR	141722718
Total Return Gross	-	-	-	-	-	-	-

MarketVector™ Global Nuclear Innovators Index

For further information visit www.marketvector.com

Nothing on this factsheet shall be considered a solicitation to buy or an offer to sell a security, or any other product or service, to any person in any jurisdiction where such offer, solicitation, purchase or sale would be unlawful under the laws of such jurisdiction. Neither MarketVector Indexes GmbH nor any of its licensors makes any warranties or representations, express or implied, to the user with respect to any of the data contained herein. The data is provided for informational purposes only, and the Company shall not be responsible or liable for the accuracy, usefulness or availability of any information transmitted or made available through it. The MarketVector™ family of indexes (MarketVector™, BlueStar®, MVIS®) is protected through various intellectual property rights and unfair competition and misappropriation laws. MVIS® is a registered trademark of Van Eck Associates Corporation that has been licensed to MarketVector Indexes GmbH. MarketVector™ and MarketVector Indexes™ are pending trademarks of Van Eck Associates Corporation. BlueStar®, BlueStar Indexes®, BIGI® and BIGITech® are trademarks of MarketVector Indexes GmbH. You require a licence to launch any product whose performance is linked to the value of a particular MarketVector™ Index and for all use of the MarketVector™ name or name of the MarketVector™ Index in the marketing of the product.