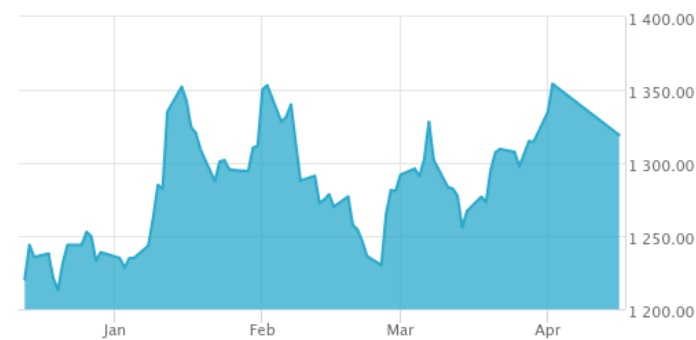


MVIS® Global Uranium & Nuclear Energy Index

The MVIS® Global Uranium & Nuclear Energy Index (MVNLR) tracks the performance of the largest and most liquid companies in the global uranium and nuclear energy industries. This is a modified market cap-weighted index, and only includes companies that generate at least 50% of their revenue from uranium and nuclear energy. MVNLR covers at least 90% of the investable universe.

Key Features



Index 1,354.07/575.04 1,354.07/910.64

Size and Liquidity Requirements

Full MCap of at least 150 mln USD. Three month average-daily-trading volume of at least 1 mln USD at a review and also at the previous two reviews. At least 250,000 shares traded per month over the last six months at a review and also at the previous two reviews.

Pure-Play

Companies have to generate at least 50% revenues from nuclear energy segment.

Diversification

Company weightings are capped at 8%.

Review

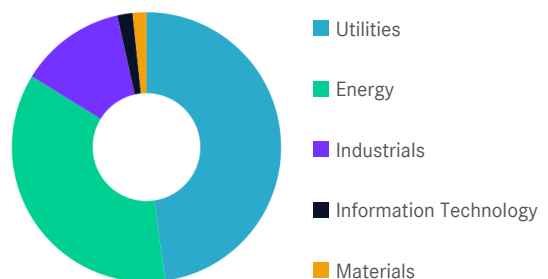
Quarterly.

Index Data

INDEX PARAMETERS				FUNDAMENTALS*		ANNUALISED PERFORMANCE*	
Launch Date	18 Jul 2012	Components	25	Price/Earnings Trailing	22.11	1 Month	4.10%
Type	Hard Asset	Volatility (250 days)	17.93	Price/Book	2.43	1 Year	38.75%
Currency	USD	Full MCap bn USD	247.77	Price/Sales	2.39	3 Years	13.32%
Base Date	29 Dec 2006	Float MCap bn USD	139.76	Price/Cash Flow	8.47	5 Years	8.64%
Base Value	1,000.00	Correlation* (250 days)	0.46	Dividend Yield	2.40	7 Years	1.61%
* MSCI ACWI Utilities				* as of 31 Mar 2024		* Total Return Net Index	

Sector Weightings

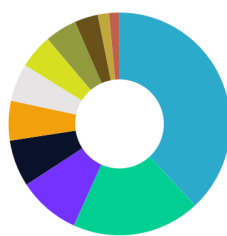
Sector	Count	Weight
Utilities	7	47.75%
Energy	12	36.01%
Industrials	4	12.75%
Information Technology	1	1.84%
Materials	1	1.64%



MVIS® Global Uranium & Nuclear Energy Index

Country and Size Weightings

Country	Count	Weight
United States	7	38.08%
Canada	6	18.66%
Australia	4	9.08%
Finland	1	6.78%
Czechia	1	5.76%
Spain	1	5.48%
China	1	4.97%
Kazakhstan	1	4.63%
Jersey	1	3.43%
South Korea	1	1.61%
Cayman Islands	1	1.52%



US
 CA
 AU
 FI
 CZ
 ES
 CN
 KZ
 JE
 KR
 KY



Large-Cap
 Mid-Cap
 Small-Cap
 Micro-Cap

Size	Count	Weight
Large-Cap (> 6 bn)	9	58.69%
Mid-Cap (1.5 bn - 6 bn)	6	19.98%
Small-Cap (0.2 bn - 1.5 bn)	10	21.34%
Micro-Cap (0.0 bn - 0.2 bn)	0	0.00%

Index Components

Top Components by Weight	Country	Weight	Best Performing Components	YTD	1 Day
PUBLIC SVC ENTERPRISE	US	9.83%	URANIUM ENERGY CORP	-25.00%	6.43%
CONSTELLATION ENERGY CORPORATION	US	7.66%	DENISON MINES CORP	-12.99%	4.05%
PG&E CORP	US	7.28%	ENCORE ENERGY CORP	-17.05%	3.82%
FORTUM OYJ	FI	6.78%	ENERGY FUELS INC	-36.16%	3.38%
CAMECO CORP	CA	5.82%	KEPCO ENGINEERING CONST (KOREA) ORD	6.57%	3.01%
CEZ AS	CZ	5.76%			
ENDESA SA	ES	5.48%			
BWX TECHNOLOGIES INC	US	5.45%			
CGN POWER CO LTD	CN	4.97%			
NAK KAZATOMPROM AO	KZ	4.63%			
URANIUM ENERGY CORP	US	4.19%			
NEXGEN ENERGY LTD	CA	4.18%			
Subtotal		72.02%			
			Worst Performing Components	YTD	1 Day
			CGN POWER CO LTD	63.55%	-2.04%
			CENTRUS ENERGY CORP	-28.01%	-1.78%
			CONSTELLATION ENERGY CORPORATION	61.14%	-1.34%
			CAMECO CORP	-9.71%	-1.14%
			YELLOW CAKE PLC	-18.10%	-0.79%

Symbols

	Symbol	ISIN	WKN	Sedol	Bloomberg	Reuters	Telekurs
Price Index	MVNLR	DE000SLA0VH4	SLA0VH	B70X922	MVNLR	.MVNLR	19096084
Total Return Net	MVNLRTR	DE000SLA0VJ0	SLA0VJ	B7MGHC5	MVNLRTR	.MVNLRTR	19096087
Total Return Gross	-	-	-	-	-	-	-

MVIS® Global Uranium & Nuclear Energy Index

For further information visit www.marketvector.com

Nothing on this factsheet shall be considered a solicitation to buy or an offer to sell a security, or any other product or service, to any person in any jurisdiction where such offer, solicitation, purchase or sale would be unlawful under the laws of such jurisdiction. Neither MarketVector Indexes GmbH nor any of its licensors makes any warranties or representations, express or implied, to the user with respect to any of the data contained herein. The data is provided for informational purposes only, and the Company shall not be responsible or liable for the accuracy, usefulness or availability of any information transmitted or made available through it. The MarketVector™ family of indexes (MarketVector™, BlueStar®, MVIS®) is protected through various intellectual property rights and unfair competition and misappropriation laws. MVIS® is a registered trademark of Van Eck Associates Corporation that has been licensed to MarketVector Indexes GmbH. MarketVector™ and MarketVector Indexes™ are pending trademarks of Van Eck Associates Corporation. BlueStar®, BlueStar Indexes®, BIGI® and BIGITech® are trademarks of MarketVector Indexes GmbH. You require a licence to launch any product whose performance is linked to the value of a particular MarketVector™ Index and for all use of the MarketVector™ name or name of the MarketVector™ Index in the marketing of the product.