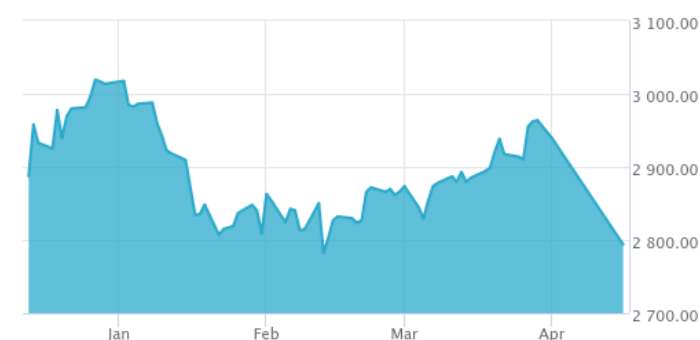


MVIS® Global Agribusiness Index

The MVIS® Global Agribusiness Index (MVMOO) tracks the performance of the largest and most liquid companies in the global agribusiness segment. This is a modified market cap-weighted index, and only includes companies that generate at least 50% of their revenues from agri-chemicals and fertilisers, seeds and traits, farm/irrigation equipment and farm machinery, agricultural products (incl. Grain, tobacco, meat, poultry, and sugar), aquaculture and fishing, livestock, plantations, and trading of agricultural products. MVMOO covers at least 90% of the investable universe.

Key Features



Index 4,205.88/782.82 3,433.91/2,777.44

Size and Liquidity Requirements

Full MCap of at least 150 mln USD. Three month average-daily-trading volume of at least 1 mln USD at a review and also at the previous two reviews. At least 250,000 shares traded per month over the last six months at a review and also at the previous two reviews.

Pure-Play

Companies have to generate at least 50% revenues from agribusiness.

Diversification

Company weightings are capped at 8%.

Review

Quarterly.

Index Data

INDEX PARAMETERS

Launch Date	18 Jul 2012	Components	48
Type	Hard Asset	Volatility (250 days)	14.55
Currency	USD	Full MCap bn USD	618.33
Base Date	29 Dec 2006	Float MCap bn USD	427.60
Base Value	1,000.00	Correlation* (250 days)	0.68

* MSCI ACWI Agriculture & Food Chain

FUNDAMENTALS*

Price/Earnings Trailing	19.49
Price/Book	1.53
Price/Sales	0.78
Price/Cash Flow	8.13
Dividend Yield	3.22

* as of 31 Mar 2024

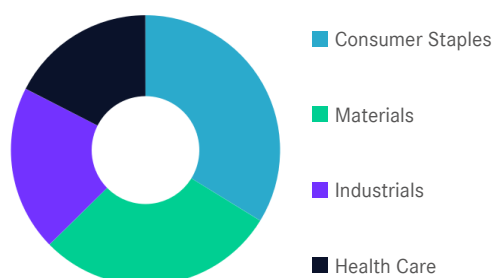
ANNUALISED PERFORMANCE*

1 Month	-3.17%
1 Year	-18.06%
3 Years	-7.39%
5 Years	2.41%
7 Years	6.12%

* Total Return Net Index

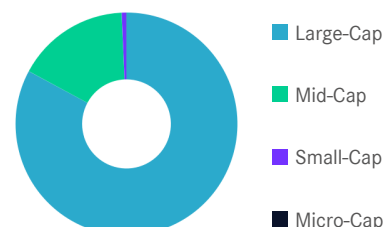
Sector Weightings

Sector	Count	Weight
Consumer Staples	23	33.78%
Materials	13	28.88%
Industrials	7	19.86%
Health Care	5	17.48%



Country and Size Weightings

Country	Percentage
US	45%
DE	5%
NO	5%
CA	5%
JP	5%
CH	5%
NL	5%
MY	5%
AU	5%
SG	5%
BR	5%
CL	5%
Others	5%



Size	Count	Weight
Large-Cap (> 6 bn)	26	82.85%
Mid-Cap (1.5 bn - 6 bn)	20	16.45%
Small-Cap (0.2 bn - 1.5 bn)	2	0.70%
Micro-Cap (0.0 bn - 0.2 bn)	0	0.00%

Index Components

Top Components by Weight	Country	Weight	Best Performing Components	YTD	1 Day
ZOETIS INC	US	8.56%	TREASURY WINE ESTATES LIMITED	10.75%	2.72%
DEERE & CO	US	7.64%	CF INDUSTRIES HOLDINGS INC	3.04%	1.33%
CORTEVA INC	US	7.07%	INCITEC PIVOT LTD	11.07%	1.31%
BAYER AG	DE	6.26%	MOSAIC CO/THE	-22.36%	1.15%
NUTRIEN LTD	CA	5.41%	SCHOUW & CO	1.32%	0.79%
ARCHER-DANIELS-MIDLAND CO	US	5.41%			
TYSON FOODS INC	US	5.06%			
CF INDUSTRIES HOLDINGS INC	US	3.79%	Worst Performing Components	YTD	1 Day
KUBOTA CORP	JP	3.59%	QUIMICA Y MINERA CHIL-SP ADR	-41.62%	-4.18%
BUNGE LTD	CH	3.17%	AGCO CORP	-28.05%	-2.82%
MOWI ASA	NO	2.56%	CHINA MENGNIU DAIRY CO LTD	-34.15%	-2.70%
MOSAIC CO/THE	US	2.39%	ICL GROUP LTD	-22.47%	-2.59%
Subtotal		60.92%	FMC CORP	-3.56%	-2.45%

Symbols

	Symbol	ISIN	WKN	Sedol	Bloomberg	Reuters	Telekurs
Price Index	MVMOO	DE000SLA0VA9	SLA0VA	B6TKHS9	MVMOO	.MVMOO	19096076
Total Return Net	MVMOOTR	DE000SLA0VB7	SLA0VB	B7LZPV8	MVMOOTR	.MVMOOTR	19096079
Total Return Gross	-	-	-	-	-	-	-

MVIS® Global Agribusiness Index

For further information visit www.marketvector.com

Nothing on this factsheet shall be considered a solicitation to buy or an offer to sell a security, or any other product or service, to any person in any jurisdiction where such offer, solicitation, purchase or sale would be unlawful under the laws of such jurisdiction. Neither MarketVector Indexes GmbH nor any of its licensors makes any warranties or representations, express or implied, to the user with respect to any of the data contained herein. The data is provided for informational purposes only, and the Company shall not be responsible or liable for the accuracy, usefulness or availability of any information transmitted or made available through it. The MarketVector™ family of indexes (MarketVector™, BlueStar®, MVIS®) is protected through various intellectual property rights and unfair competition and misappropriation laws. MVIS® is a registered trademark of Van Eck Associates Corporation that has been licensed to MarketVector Indexes GmbH. MarketVector™ and MarketVector Indexes™ are pending trademarks of Van Eck Associates Corporation. BlueStar®, BlueStar Indexes®, BIGI® and BIGITech® are trademarks of MarketVector Indexes GmbH. You require a licence to launch any product whose performance is linked to the value of a particular MarketVector™ Index and for all use of the MarketVector™ name or name of the MarketVector™ Index in the marketing of the product.