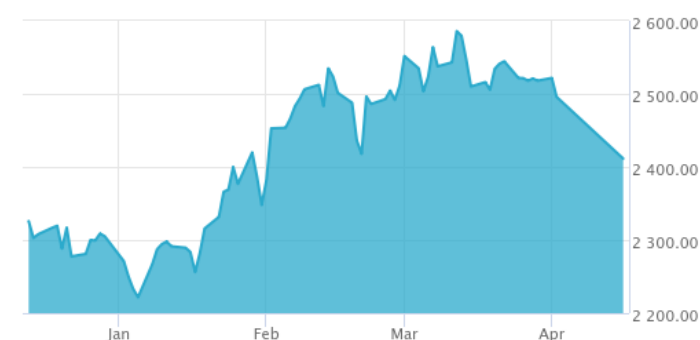


MarketVector™ Global Metaverse and e-Games ESG Index

The MarketVector™ Global Metaverse and e-Games ESG Index (MVMETV) tracks the performance of global companies involved in technologies and services related to the metaverse, e-gaming and eSports. This is a modified market cap-weighted index, and includes companies that generate at least 50% of their revenue from video gaming, eSports, smart phone manufacturing or metaverse-related products and service. MVMETV adheres to ESG criteria.

Key Features



Index 3,155.88/977.18 2,585.77/1,888.55

Size and Liquidity Requirements

Full MCap of at least 150 mIn USD. Three month average-daily-trading volume of at least 1 mIn USD at a review and also at the previous two reviews. At least 250,000 shares traded per month over the last six months at a review and also at the previous two reviews.

Universe

Companies have to generate at least 50% of revenues from technologies and services related to the metaverse, e-gaming and eSports.

Diversification

Company weights are capped at 8%.

Review

Quarterly.

Index Data

INDEX PARAMETERS

Launch Date	22 May 2023
Type	Sector
Currency	EUR
Base Date	31 Dec 2018
Base Value	1,000.00

Components	57
Volatility (250 days)	17.17
Full MCap bn USD	4,054.25
Float MCap bn USD	3,130.94
Correlation* (250 days)	0.63

* S&P Global 1200 Software Index

FUNDAMENTALS*

Price/Earnings Trailing	618.78
Price/Book	4.09
Price/Sales	3.94
Price/Cash Flow	23.54
Dividend Yield	0.64

* as of 31 Mar 2024

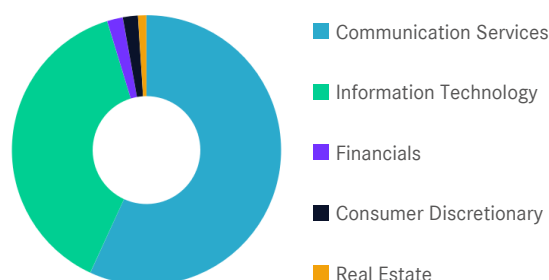
ANNUALISED PERFORMANCE*

1 Month	-3.93%
1 Year	20.34%
3 Years	-4.29%
5 Years	14.84%
7 Years	18.09%

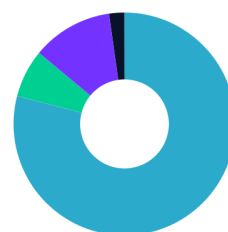
* Total Return Net Index

Sector Weightings

Sector	Count	Weight
Communication Services	30	56.86%
Information Technology	23	38.43%
Financials	1	1.89%
Consumer Discretionary	2	1.82%
Real Estate	1	1.00%



Country and Size Weightings



- Large-Cap
- Mid-Cap
- Small-Cap
- Micro-Cap

Index Components

Best Performing Components	YTD	1 Day
FASTLY INC - CLASS A	-66.52%	5.11%
NVIDIA CORP	120.17%	4.08%
SEA LTD	65.23%	3.18%
SMART EYE AB	7.05%	3.10%
ADVANCED MICRO DEVICES	-7.22%	1.86%

Worst Performing Components	YTD	1 Day
XD INC	106.34%	-10.36%
EXP WORLD HOLDINGS INC	-37.32%	-7.63%
VUZIX CORPORATION	-32.85%	-7.28%
ON24 INC	-11.55%	-4.26%
IMMERSION CORPORATION	46.85%	-3.60%

Symbols

	Symbol	ISIN	WKN	Sedol	Bloomberg	Reuters	Telekurs
Price Index	MVMETV	DE000SL0HEZ8	SL0HEZ	BMCNB52	MVMETV	.MVMETV	127024676
Total Return Net	MVMETVTR	DE000SL0HE01	SL0HE0	BMCNB63	MVMETVTR	.MVMETVTR	127024689
Total Return Gross	-	-	-	-	-	-	-

MarketVector™ Global Metaverse and e-Games ESG Index

For further information visit www.marketvector.com

Nothing on this factsheet shall be considered a solicitation to buy or an offer to sell a security, or any other product or service, to any person in any jurisdiction where such offer, solicitation, purchase or sale would be unlawful under the laws of such jurisdiction. Neither MarketVector Indexes GmbH nor any of its licensors makes any warranties or representations, express or implied, to the user with respect to any of the data contained herein. The data is provided for informational purposes only, and the Company shall not be responsible or liable for the accuracy, usefulness or availability of any information transmitted or made available through it. The MarketVector™ family of indexes (MarketVector™, BlueStar®, MVIS®) is protected through various intellectual property rights and unfair competition and misappropriation laws. MVIS® is a registered trademark of Van Eck Associates Corporation that has been licensed to MarketVector Indexes GmbH. MarketVector™ and MarketVector Indexes™ are pending trademarks of Van Eck Associates Corporation. BlueStar®, BlueStar Indexes®, BIGI® and BIGITech® are trademarks of MarketVector Indexes GmbH. You require a licence to launch any product whose performance is linked to the value of a particular MarketVector™ Index and for all use of the MarketVector™ name or name of the MarketVector™ Index in the marketing of the product.