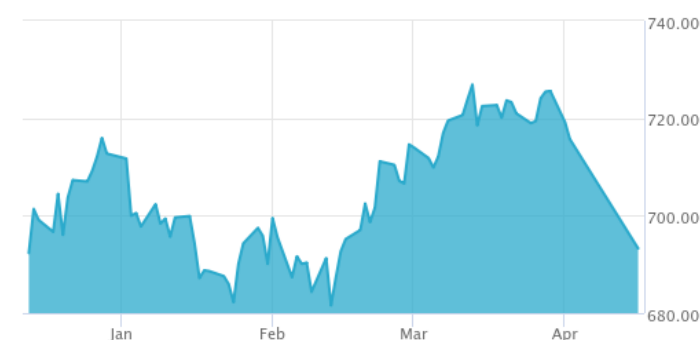


MVIS® Global Future of Food ESG Index

The MVIS® Global Future of Food ESG index (MVFOF) tracks the performance of the largest and most liquid companies offering products and services related to meat and dairy alternatives, organic foods, food flavors, or innovative agriculture technologies. MVFOF covers at least 90% of the investable universe and adheres to ESG criteria.

Key Features



Index 1,287.62/611.32 762.32/611.32

Size and Liquidity Requirements

Full MCap of at least 150 mln USD. Three month average-daily-trading volume of at least 1 mln USD at a review and also at the previous two reviews. At least 250,000 shares traded per month over the last six months at a review and also at the previous two reviews.

Universe

Companies have to generate at least 50% of revenues from food and agricultural technology, organic foods, or food companies that display high standards in food waste, food safety or environmental impact.

Diversification

Company weightings are capped at 8%.

Review

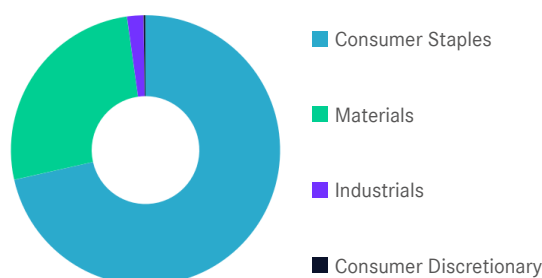
Quarterly.

Index Data

INDEX PARAMETERS				FUNDAMENTALS*		ANNUALISED PERFORMANCE*	
Launch Date	09 Sep 2021	Components	35	Price/Earnings Trailing	44.32	1 Month	-4.04%
Type	Sector	Volatility (250 days)	12.47	Price/Book	2.19	1 Year	-8.37%
Currency	USD	Full MCap bn USD	242.87	Price/Sales	0.69	3 Years	-17.69%
Base Date	31 Dec 2019	Float MCap bn USD	177.75	Price/Cash Flow	9.52	5 Years	-
Base Value	1,000.00	Correlation* (250 days)	0.55	Dividend Yield	2.23	7 Years	-8.18%
* S&P Global 1200 Food Products				* as of 31 Mar 2024		* Total Return Net Index	

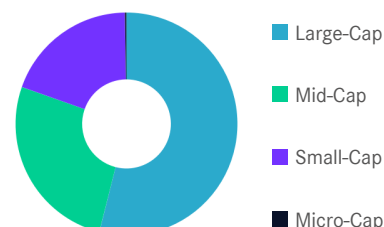
Sector Weightings

Sector	Count	Weight
Consumer Staples	25	71.48%
Materials	8	26.33%
Industrials	1	1.96%
Consumer Discretionary	1	0.23%



Country and Size Weightings

Donut chart showing the distribution of countries for the 'Country' variable. The chart is divided into 13 segments representing different countries. The largest segment is the United States (US), followed by China (CH), India (IE), Canada (CA), Kenya (KY), Sweden (SE), Denmark (DK), France (FR), Japan (JP), Netherlands (NL), and Taiwan (TW).



Size	Count	Weight
Large-Cap (> 6 bn)	10	53.96%
Mid-Cap (1.5 bn - 6 bn)	6	26.42%
Small-Cap (0.2 bn - 1.5 bn)	18	19.39%
Micro-Cap (0.0 bn - 0.2 bn)	1	0.23%

Top Components by Weight	Country	Weight	Best Performing Components	YTD	1 Day
SPROUTS FARMERS MARKET INC	US	9.96%	VITAL FARMS INC	97.32%	1.61%
INGREDION INC	US	8.70%	OATLY GROUP AB	-25.02%	1.57%
KERRY GROUP PLC-A	IE	5.03%	MICROBIO CO LTD	-29.99%	1.53%
CAL-MAINE FOODS INC	US	4.74%	KERRY GROUP PLC-A	10.36%	1.01%
BALCHEM CORP	US	4.65%	AAK AB	29.50%	0.54%
EMMI AG	CH	4.64%			
NOVONESIS AS CLASS B	DK	4.49%			
DANONE SA	FR	4.43%	Worst Performing Components	YTD	1 Day
SAPUTO INC	CA	4.35%	HAIN CELESTIAL GROUP INC	-41.92%	-10.17%
INTL FLAVORS & FRAGRANCES	US	4.34%	HERBALIFE LTD	-46.92%	-8.27%
CHINA FEIHE LTD	KY	4.32%	NATURAL GROCERS BY VITAMIN COTTAGE I	43.96%	-8.10%
FLOWERS FOODS INC	US	4.32%	BEYOND MEAT INC	-33.71%	-7.67%
Subtotal		63.96%	SAPUTO INC	6.60%	-4.10%

	Symbol	ISIN	WKN	Sedol	Bloomberg	Reuters	Telekurs
Price Index	MVFOF	DE000SL0D570	SL0D57	BNYC4M2	MVFOF	.MVFOF	113578654
Total Return Net	MVFOFTR	DE000SL0D588	SL0D58	BNYC4N3	MVFOFTR	.MVFOFTR	113578829
Total Return Gross	-	-	-	-	-	-	-

MVIS® Global Future of Food ESG Index

For further information visit www.marketvector.com

Nothing on this factsheet shall be considered a solicitation to buy or an offer to sell a security, or any other product or service, to any person in any jurisdiction where such offer, solicitation, purchase or sale would be unlawful under the laws of such jurisdiction. Neither MarketVector Indexes GmbH nor any of its licensors makes any warranties or representations, express or implied, to the user with respect to any of the data contained herein. The data is provided for informational purposes only, and the Company shall not be responsible or liable for the accuracy, usefulness or availability of any information transmitted or made available through it. The MarketVector™ family of indexes (MarketVector™, BlueStar®, MVIS®) is protected through various intellectual property rights and unfair competition and misappropriation laws. MVIS® is a registered trademark of Van Eck Associates Corporation that has been licensed to MarketVector Indexes GmbH. MarketVector™ and MarketVector Indexes™ are pending trademarks of Van Eck Associates Corporation. BlueStar®, BlueStar Indexes®, BIGI® and BIGITech® are trademarks of MarketVector Indexes GmbH. You require a licence to launch any product whose performance is linked to the value of a particular MarketVector™ Index and for all use of the MarketVector™ name or name of the MarketVector™ Index in the marketing of the product.