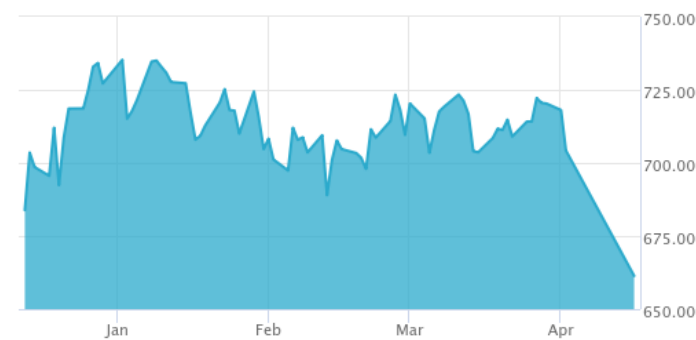


MVIS® Global Future Healthcare ESG Index

The MVIS® Global Future Healthcare ESG Index (MVFHC) is a global index that tracks the performance of companies that are involved in the genomic health care and electronic healthcare industries. The index is a modified market cap-weighted index with pure-play exposure. MVFHC covers at least 90% of the investable universe.

Key Features



Index 1,255.36/595.66 788.46/595.66

Size and Liquidity Requirements

Full MCap of at least 150 mln USD. Three month average-daily-trading volume of at least 1 mln USD at a review and also at the previous two reviews. At least 250,000 shares traded per month over the last six months at a review and also at the previous two reviews.

Pure-Play

Includes companies with at least 50% revenues in the genomic health care and electronic healthcare industries.

Diversification

Company weightings are capped at 8%.

Review

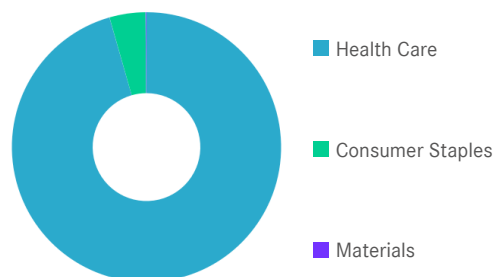
Semi-annually in June and December with quarterly rebalances.

Index Data

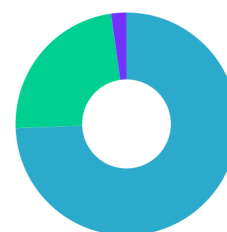
INDEX PARAMETERS				FUNDAMENTALS*		ANNUALISED PERFORMANCE*	
Launch Date	06 Dec 2021	Components	52	Price/Earnings Trailing	-49.87	1 Month	-6.01%
Type	Sector	Volatility (250 days)	19.16	Price/Book	3.69	1 Year	-15.49%
Currency	USD	Full MCap bn USD	579.06	Price/Sales	5.73	3 Years	-14.44%
Base Date	31 Dec 2020	Float MCap bn USD	371.77	Price/Cash Flow	29.59	5 Years	-
Base Value	1,000.00	Correlation* (250 days)	0.79	Dividend Yield	0.07	7 Years	-11.81%
* iSTOXX Global Breakthrough Healthcare				* as of 31 Mar 2024		* Total Return Net Index	

Sector Weightings

Sector	Count	Weight
Health Care	47	95.57%
Consumer Staples	4	4.33%
Materials	1	0.10%



Country and Size Weightings



Index Components

Worst Performing Components	YTD	1 Day
IRHYTHM TECHNOLOGIES INC	-39.61%	-8.94%
GRAIL INC	12.52%	-4.89%
MODERNA INC	-18.26%	-4.29%
EVOLENT HEALTH INC	-23.43%	-4.20%
TELADOC HEALTH INC	-68.12%	-3.92%

Symbols

Index data as of 11 Dec 2024 / Page 2

MVIS® Global Future Healthcare ESG Index

For further information visit www.marketvector.com

Nothing on this factsheet shall be considered a solicitation to buy or an offer to sell a security, or any other product or service, to any person in any jurisdiction where such offer, solicitation, purchase or sale would be unlawful under the laws of such jurisdiction. Neither MarketVector Indexes GmbH nor any of its licensors makes any warranties or representations, express or implied, to the user with respect to any of the data contained herein. The data is provided for informational purposes only, and the Company shall not be responsible or liable for the accuracy, usefulness or availability of any information transmitted or made available through it. The MarketVector™ family of indexes (MarketVector™, BlueStar®, MVIS®) is protected through various intellectual property rights and unfair competition and misappropriation laws. MVIS® is a registered trademark of Van Eck Associates Corporation that has been licensed to MarketVector Indexes GmbH. MarketVector™ and MarketVector Indexes™ are pending trademarks of Van Eck Associates Corporation. BlueStar®, BlueStar Indexes®, BIGI® and BIGITech® are trademarks of MarketVector Indexes GmbH. You require a licence to launch any product whose performance is linked to the value of a particular MarketVector™ Index and for all use of the MarketVector™ name or name of the MarketVector™ Index in the marketing of the product.