


## MarketVector™ Digital India (INR) Index

### Key Features



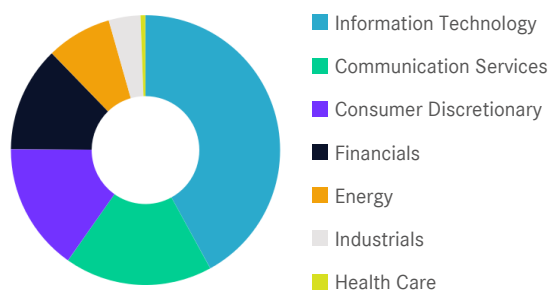
Index                      -/-                      -/-

### Index Data

INDEX PARAMETERS				FUNDAMENTALS*		ANNUALISED PERFORMANCE*	
Launch Date	12 Mar 2025	Components	45	Price/Earnings Trailing	-	1 Month	-
Type	Sector	Volatility (250 days)	-	Price/Book	-	1 Year	-
Currency	INR	Full MCap bn USD	73,003.66	Price/Sales	-	3 Years	-
Base Date	31 Dec 2015	Float MCap bn USD	33,947.19	Price/Cash Flow	-	5 Years	-
Base Value	1,000.00	Correlation* (250 days)	0.00	Dividend Yield	-	7 Years	-
* -				* Total Return Net Index			

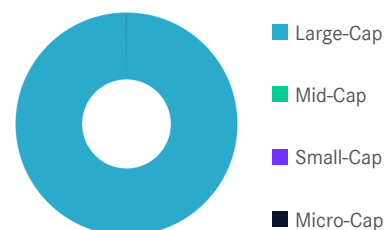
### Sector Weightings

Sector	Count	Weight
Information Technology	18	42.01%
Communication Services	8	17.77%
Consumer Discretionary	4	15.33%
Financials	8	12.65%
Energy	1	7.85%
Industrials	5	3.80%
Health Care	1	0.59%



## Country and Size Weightings

Country	Percentage
IN	~95%
MU	~3%
JE	~2%



Size	Count	Weight
Large-Cap ( > 6 bn)	45	100.00%
Mid-Cap (1.5 bn - 6 bn)	0	0.00%
Small-Cap (0.2 bn - 1.5 bn)	0	0.00%
Micro-Cap (0.0 bn - 0.2 bn)	0	0.00%

## Index Components

Top Components by Weight	Country	Weight	Best Performing Components	YTD	1 Day
RELIANCE INDUSTRIES LTD	IN	7.85%	HCL TECHNOLOGIES LTD	-15.87%	7.42%
BHARTI AIRTEL LTD	IN	7.61%	INVENTURUS KNOWLEDGE SOLUTIO	-20.60%	6.65%
INFOSYS LTD	IN	7.34%	COFORGE LIMITED	-23.11%	6.04%
ETERNAL LTD	IN	6.42%	REDINGTON LTD	19.40%	5.96%
TATA CONSULTANCY SVCS LTD	IN	6.26%	MOTILAL OSWAL FINANCIAL SERV	-18.66%	5.94%
HCL TECHNOLOGIES LTD	IN	5.13%			
TECH MAHINDRA LTD	IN	4.24%			
JIO FINANCIAL SERVICES LTD	IN	4.16%	Worst Performing Components	YTD	1 Day
WIPRO LTD	IN	4.13%	ORACLE FINANCIAL SERVICES SOFTWARE L	-42.87%	-2.55%
PB FINTECH LTD	IN	3.44%	PB FINTECH LTD	-20.79%	-2.23%
INFO EDGE INDIA LTD	IN	3.24%	KAYNES TECHNOLOGY INDIA LTD	-19.93%	-1.13%
SWIGGY LTD	IN	3.22%	TATA COMMUNICATIONS LTD	-6.81%	-1.12%
Subtotal		63.04%	MAKEMYTRIP LTD	-8.15%	-0.98%

## Symbols

	Symbol	ISIN	WKN	Sedol	Bloomberg	Reuters	Telekurs
Price Index	MVDINR	DE000SL0P6G0	SL0P6G	BTLMH84	MVDINR	.MVDINR	143012256
Total Return Net	MVDINRTR	DE000SL0P6H8	SL0P6H	BTLMH95	MVDINRTR	.MVDINRTR	143012262
Total Return Gross	-	-	-	-	-	-	-

## MarketVector™ Digital India (INR) Index

---

For further information visit [www.marketvector.com](http://www.marketvector.com)

Nothing on this factsheet shall be considered a solicitation to buy or an offer to sell a security, or any other product or service, to any person in any jurisdiction where such offer, solicitation, purchase or sale would be unlawful under the laws of such jurisdiction. Neither MarketVector Indexes GmbH nor any of its licensors makes any warranties or representations, express or implied, to the user with respect to any of the data contained herein. The data is provided for informational purposes only, and the Company shall not be responsible or liable for the accuracy, usefulness or availability of any information transmitted or made available through it. The MarketVector™ family of indexes (MarketVector™, BlueStar®, MVIS®) is protected through various intellectual property rights and unfair competition and misappropriation laws. MVIS® is a registered trademark of Van Eck Associates Corporation that has been licensed to MarketVector Indexes GmbH. MarketVector™ and MarketVector Indexes™ are pending trademarks of Van Eck Associates Corporation. BlueStar®, BlueStar Indexes®, BIGI® and BIGITech® are trademarks of MarketVector Indexes GmbH. You require a licence to launch any product whose performance is linked to the value of a particular MarketVector™ Index and for all use of the MarketVector™ name or name of the MarketVector™ Index in the marketing of the product.