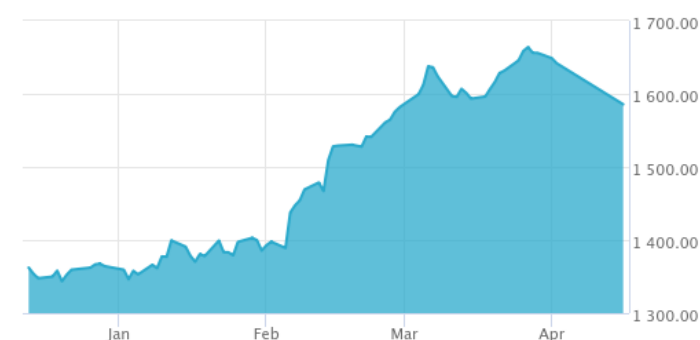


MarketVector™ Global Defense Industry Index

The MarketVector™ Global Defense Industry Index tracks the performance of companies that are involved in serving national defense industries.

Key Features



Index 1,663.94/862.73 1,663.94/1,068.22

Size and Liquidity Requirements

Full MCap of at least 1bn USD. Three month average-daily-trading volume of at least 1 mln USD at a review and also at the previous two reviews. At least 250,000 shares traded per month over the last six months at a review and also at the previous two reviews.

Pure-Play

Companies must derive 50% of revenues from the military or defense industries.

Diversification

Company weightings are capped at 8%.

Review

Quarterly

Index Data

INDEX PARAMETERS

Launch Date	31 Jan 2023	Components	28
Type	Sector	Volatility (250 days)	14.73
Currency	USD	Full MCap bn USD	372.31
Base Date	31 Dec 2020	Float MCap bn USD	244.84
Base Value	1,000.00	Correlation* (250 days)	0.73

* MSCI AC World/Aerospace & Defense

FUNDAMENTALS*

Price/Earnings Trailing	34.16
Price/Book	3.95
Price/Sales	1.64
Price/Cash Flow	17.91
Dividend Yield	0.97

* as of 31 Mar 2024

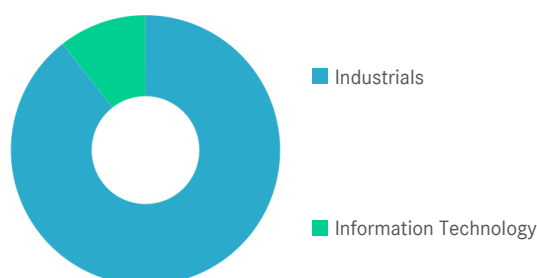
ANNUALISED PERFORMANCE*

1 Month	-0.48%
1 Year	41.16%
3 Years	14.56%
5 Years	-
7 Years	15.04%

* Total Return Net Index

Sector Weightings

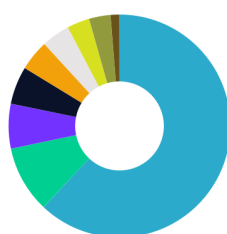
Sector	Count	Weight
Industrials	26	89.48%
Information Technology	2	10.52%



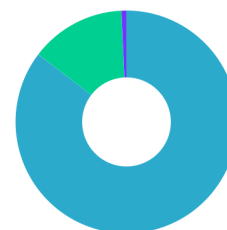
MarketVector™ Global Defense Industry Index

Country and Size Weightings

Country	Count	Weight
United States	16	62.00%
France	2	9.70%
Italy	1	6.50%
South Korea	2	5.50%
Sweden	1	4.46%
United Kingdom	3	4.12%
Singapore	1	3.29%
Israel	1	3.14%
Germany	1	1.29%



US
 FR
 IT
 KR
 SE
 GB
 SG
 IL
 DE



Large-Cap
 Mid-Cap
 Small-Cap
 Micro-Cap

Size	Count	Weight
Large-Cap (> 6 bn)	18	85.38%
Mid-Cap (1.5 bn - 6 bn)	9	13.90%
Small-Cap (0.2 bn - 1.5 bn)	1	0.72%
Micro-Cap (0.0 bn - 0.2 bn)	0	0.00%

Index Components

Top Components by Weight	Country	Weight
PALANTIR TECHNOLOGIES INC	US	9.49%
LEIDOS HOLDINGS INC	US	7.68%
BOOZ ALLEN HAMILTON HOLDING CORP	US	7.40%
THALES SA	FR	6.96%
LEONARDO SPA	IT	6.50%
CURTISS-WRIGHT CORP	US	6.13%
SAAB AB CLASS B	SE	4.46%
CACI INTERNATIONAL INC -CL A	US	4.29%
BWX TECHNOLOGIES INC	US	4.17%
HUNTINGTON INGALLS INDUSTRIES	US	4.04%
HANWHA AEROSPACE CO LTD	KR	4.01%
KBR INC	US	3.85%
Subtotal		68.99%

Best Performing Components	YTD	1 Day
CURTISS-WRIGHT CORP	34.26%	2.52%
KOREA AEROSPACE INDUSTRIES LTD ORD	3.07%	1.73%
HUNTINGTON INGALLS INDUSTRIES	2.56%	1.66%
LEONARDO SPA	47.00%	1.28%
BABCOCK INTERNATIONAL GROUP PLC	32.93%	1.15%

Worst Performing Components	YTD	1 Day
MERCURY SYSTEMS INC	-7.19%	-4.66%
ELBIT SYSTEMS LTD	-11.46%	-3.33%
PALANTIR TECHNOLOGIES INC	71.11%	-2.10%
MOOG INC-CLASS A	27.22%	-1.56%
OSI SYSTEMS INC	7.33%	-0.87%

Symbols

	Symbol	ISIN	WKN	Sedol	Bloomberg	Reuters	Telekurs
Price Index	MVDEF	DE000SL0G367	SL0G36	BPVCFG0	MVDEF	.MVDEF	124280424
Total Return Net	MVDEFTR	DE000SL0G375	SL0G37	BPVCFQ0	MVDEFTR	.MVDEFTR	124280428
Total Return Gross	-	-	-	-	-	-	-

MarketVector™ Global Defense Industry Index

For further information visit www.marketvector.com

Nothing on this factsheet shall be considered a solicitation to buy or an offer to sell a security, or any other product or service, to any person in any jurisdiction where such offer, solicitation, purchase or sale would be unlawful under the laws of such jurisdiction. Neither MarketVector Indexes GmbH nor any of its licensors makes any warranties or representations, express or implied, to the user with respect to any of the data contained herein. The data is provided for informational purposes only, and the Company shall not be responsible or liable for the accuracy, usefulness or availability of any information transmitted or made available through it. The MarketVector™ family of indexes (MarketVector™, BlueStar®, MVIS®) is protected through various intellectual property rights and unfair competition and misappropriation laws. MVIS® is a registered trademark of Van Eck Associates Corporation that has been licensed to MarketVector Indexes GmbH. MarketVector™ and MarketVector Indexes™ are pending trademarks of Van Eck Associates Corporation. BlueStar®, BlueStar Indexes®, BIGI® and BIGITech® are trademarks of MarketVector Indexes GmbH. You require a licence to launch any product whose performance is linked to the value of a particular MarketVector™ Index and for all use of the MarketVector™ name or name of the MarketVector™ Index in the marketing of the product.