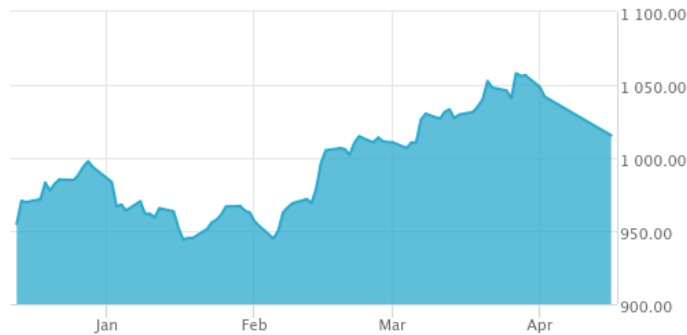


# MVIS® Global Circular Economy ESG Index

The MVIS® Global Circular Economy ESG Index (MVCIRC) tracks the performance of companies contributing to the circular economy. This includes water purification and treatment products/services, waste-to-energy and biofuels, waste management services that include recycling services, metal recycling services. MVCIRC covers at least 90% of the investable universe.

## Key Features



Index 1,221.26/858.39 1,057.84/858.39

### Size and Liquidity Requirements

Full MCap of at least 150 mIn USD. Three month average-daily-trading volume of at least 1 mln USD at a review and also at the previous two reviews. At least 250,000 shares traded per month over the last six months at a review and also at the previous two reviews.

### Pure-Play

Companies have to generate at least 50% revenues from circular economy activities.

### Diversification

Company weightings are capped at 8%.

### Review

Quarterly.

## Index Data

### INDEX PARAMETERS

Launch Date	16 Mar 2022
Type	Sector
Currency	USD
Base Date	31 Dec 2020
Base Value	1,000.00

Components	25
Volatility (250 days)	12.20
Full MCap bn USD	336.43
Float MCap bn USD	239.71
Correlation* (250 days)	0.64

\* S&P Global Clean Energy

### FUNDAMENTALS\*

Price/Earnings Trailing	20.97
Price/Book	2.00
Price/Sales	1.25
Price/Cash Flow	9.48
Dividend Yield	2.17

\* as of 31 Mar 2024

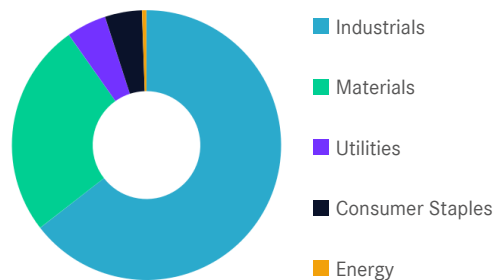
### ANNUALISED PERFORMANCE\*

1 Month	-1.37%
1 Year	-0.74%
3 Years	-2.64%
5 Years	-
7 Years	0.47%

\* Total Return Net Index

## Sector Weightings

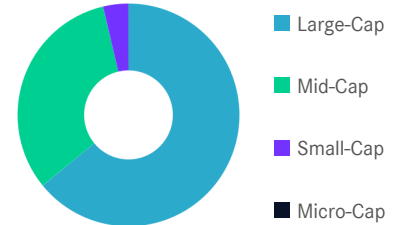
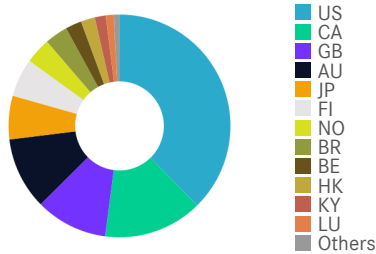
Sector	Count	Weight
Industrials	13	64.50%
Materials	9	25.72%
Utilities	1	4.79%
Consumer Staples	1	4.46%
Energy	1	0.53%



## MVIS® Global Circular Economy ESG Index

### Country and Size Weightings

Country	Count	Weight
United States	7	37.67%
Canada	2	14.40%
United Kingdom	2	10.50%
Australia	3	10.48%
Japan	3	6.32%
Finland	1	5.54%
Norway	1	3.73%
Brazil	1	3.34%
Belgium	1	2.38%
Hong Kong	1	2.04%
Cayman Islands	1	1.61%
Luxembourg	1	1.16%
Others	1	0.82%



Size	Count	Weight
Large-Cap (> 6 bn)	10	64.07%
Mid-Cap (1.5 bn - 6 bn)	11	32.24%
Small-Cap (0.2 bn - 1.5 bn)	4	3.69%
Micro-Cap (0.0 bn - 0.2 bn)	0	0.00%

### Index Components

Top Components by Weight	Country	Weight	Best Performing Components	YTD	1 Day
WASTE CONNECTIONS INC	CA	8.88%	CHINA EVERBRIGHT ENVIRONMENT GROUP L	49.96%	2.29%
WASTE MANAGEMENT INC	US	8.33%	GFL ENVIRONMENTAL INC	16.31%	1.74%
REPUBLIC SERVICES INC	US	7.68%	CLEANAWAY WASTE MANAGEMENT LTD	4.19%	1.69%
VERALTO CORP	US	7.04%	DS SMITH PLC	44.92%	1.38%
BRAMBLES LTD	AU	5.81%	BRAMBLES LTD	9.66%	0.87%
DS SMITH PLC	GB	5.71%			
UPM-KYMMENE OYJ	FI	5.54%			
GFL ENVIRONMENTAL INC	CA	5.53%	<b>Worst Performing Components</b>	<b>YTD</b>	<b>1 Day</b>
CASELLA WASTE SYSTEMS INC	US	4.88%	SIMS LTD	-39.76%	-2.44%
SEVERN TRENT PLC	GB	4.79%	COMMERCIAL METALS CO	6.31%	-1.57%
COMMERCIAL METALS CO	US	4.76%	WASTE MANAGEMENT INC	14.24%	-1.05%
DARLING INGREDIENTS INC	US	4.46%	CASELLA WASTE SYSTEMS INC	19.68%	-0.91%
<b>Subtotal</b>		73.41%	KURITA WATER INDUSTRIES LTD	-2.05%	-0.88%

### Symbols

	Symbol	ISIN	WKN	Sedol	Bloomberg	Reuters	Telekurs
<b>Price Index</b>	MVCIRC	DE000SLOFE11	SLOFE1	BP95HB0	MVCIRC	.MVCIRC	117605905
<b>Total Return Net</b>	MVCIRCTR	DE000SLOFE29	SLOFE2	BP95HJ8	MVCIRCTR	.MVCIRCTR	117605906
<b>Total Return Gross</b>	-	-	-	-	-	-	-

## MVIS® Global Circular Economy ESG Index

---

For further information visit [www.marketvector.com](http://www.marketvector.com)

Nothing on this factsheet shall be considered a solicitation to buy or an offer to sell a security, or any other product or service, to any person in any jurisdiction where such offer, solicitation, purchase or sale would be unlawful under the laws of such jurisdiction. Neither MarketVector Indexes GmbH nor any of its licensors makes any warranties or representations, express or implied, to the user with respect to any of the data contained herein. The data is provided for informational purposes only, and the Company shall not be responsible or liable for the accuracy, usefulness or availability of any information transmitted or made available through it. The MarketVector™ family of indexes (MarketVector™, BlueStar®, MVIS®) is protected through various intellectual property rights and unfair competition and misappropriation laws. MVIS® is a registered trademark of Van Eck Associates Corporation that has been licensed to MarketVector Indexes GmbH. MarketVector™ and MarketVector Indexes™ are pending trademarks of Van Eck Associates Corporation. BlueStar®, BlueStar Indexes®, BIGI® and BIGITech® are trademarks of MarketVector Indexes GmbH. You require a licence to launch any product whose performance is linked to the value of a particular MarketVector™ Index and for all use of the MarketVector™ name or name of the MarketVector™ Index in the marketing of the product.