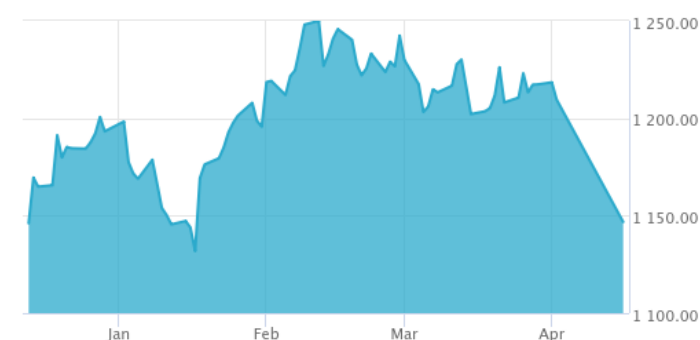


MVIS® Global Gaming Index

The MVIS® Global Gaming Index (MVBJK) tracks the performance of the largest and most liquid companies in the global gaming industry. This is a modified market cap-weighted index, and only includes companies that generate at least 50% of their revenue from casino and casino hotels, sport betting (incl. Internet gambling and racetracks) and lottery services as well as gaming services, gaming technology, and gaming equipment. MVBJK covers at least 90% of the investable universe.

Key Features



Index 1,573.45/307.96 1,303.87/1,033.56

Size and Liquidity Requirements

Full MCap of at least 150 mln USD. Three month average-daily-trading volume of at least 1 mln USD at a review and also at the previous two reviews. At least 250,000 shares traded per month over the last six months at a review and also at the previous two reviews.

Pure-Play

Companies have to generate at least 50% revenues from gaming.

Diversification

Company weightings are capped at 8%.

Review

Quarterly.

Index Data

INDEX PARAMETERS

Launch Date	08 May 2012	Components	33
Type	Sector	Volatility (250 days)	17.26
Currency	USD	Full MCap bn USD	353.60
Base Date	29 Dec 2006	Float MCap bn USD	207.72
Base Value	1,000.00	Correlation* (250 days)	0.96

* DJ US Gambling TSM

FUNDAMENTALS*

Price/Earnings Trailing	52.11
Price/Book	3.07
Price/Sales	2.46
Price/Cash Flow	11.47
Dividend Yield	1.82

* as of 31 Mar 2024

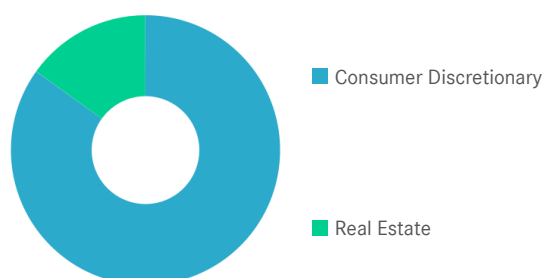
ANNUALISED PERFORMANCE*

1 Month	-4.60%
1 Year	-7.22%
3 Years	-8.85%
5 Years	1.02%
7 Years	0.79%

* Total Return Net Index

Sector Weightings

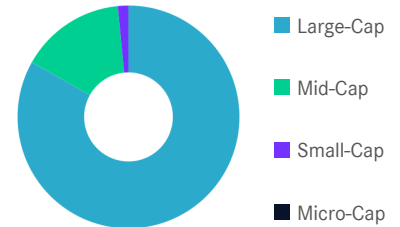
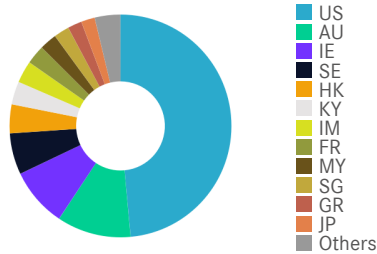
Sector	Count	Weight
Consumer Discretionary	31	84.92%
Real Estate	2	15.08%



MVIS® Global Gaming Index

Country and Size Weightings

Country	Count	Weight
United States	11	48.56%
Australia	4	10.80%
Ireland	1	8.59%
Sweden	1	6.00%
Hong Kong	2	4.19%
Cayman Islands	2	3.33%
Isle of Man	2	3.20%
France	1	2.78%
Malaysia	2	2.51%
Singapore	1	2.24%
Greece	1	2.07%
Japan	2	2.00%
Others	3	3.74%



Size	Count	Weight
Large-Cap (> 6 bn)	18	83.19%
Mid-Cap (1.5 bn - 6 bn)	12	15.26%
Small-Cap (0.2 bn - 1.5 bn)	3	1.55%
Micro-Cap (0.0 bn - 0.2 bn)	0	0.00%

Index Components

Top Components by Weight	Country	Weight	Best Performing Components	YTD	1 Day
VICI PROPERTIES INC	US	9.22%	TABCORP HOLDINGS LTD	-28.35%	8.26%
FLUTTER ENTERTAINMENT PLC	IE	8.59%	ENTAIN PLC	-40.77%	4.17%
ARISTOCRAT LEISURE LTD	AU	6.38%	PLAYTECH PLC	19.84%	3.07%
EVOLUTION AB	SE	6.00%	LOTTERY CORPORATION LTD	0.11%	2.56%
GAMING AND LEISURE PROPERTIES INC	US	5.86%	PENN ENTERTAINMENT INC	-28.13%	2.52%
DRAFTKINGS INC	US	5.61%			
LAS VEGAS SANDS CORP	US	5.44%			
MGM RESORTS INTERNATIONAL	US	4.33%			
CHURCHILL DOWNS INC	US	4.08%			
WYNN RESORTS LTD	US	3.76%			
GALAXY ENTERTAINMENT GP.	HK	3.64%			
ELDORADO RESORTS INC	US	3.54%			
Subtotal		66.43%			
			Worst Performing Components	YTD	1 Day
			GALAXY ENTERTAINMENT GP.	-32.03%	-4.29%
			MELCO RESORTS & ENTERTAINMENT LTD	-39.23%	-3.23%
			SANDS CHINA LTD	-40.52%	-2.78%
			GENTING SINGAPORE PLC	-19.07%	-2.59%
			SJM HOLDINGS	-0.99%	-1.92%

Symbols

	Symbol	ISIN	WKN	Sedol	Bloomberg	Reuters	Telekurs
Price Index	MVBJK	DE000SLA6MA5	SLA6MA	B6TJ849	MVBJK	.MVBJK	18578332
Total Return Net	MVBJKTR	DE000SLA6MB3	SLA6MB	B7RNCM6	MVBJKTR	.MVBJKTR	18578689
Total Return Gross	-	-	-	-	-	-	-

MVIS® Global Gaming Index

For further information visit www.marketvector.com

Nothing on this factsheet shall be considered a solicitation to buy or an offer to sell a security, or any other product or service, to any person in any jurisdiction where such offer, solicitation, purchase or sale would be unlawful under the laws of such jurisdiction. Neither MarketVector Indexes GmbH nor any of its licensors makes any warranties or representations, express or implied, to the user with respect to any of the data contained herein. The data is provided for informational purposes only, and the Company shall not be responsible or liable for the accuracy, usefulness or availability of any information transmitted or made available through it. The MarketVector™ family of indexes (MarketVector™, BlueStar®, MVIS®) is protected through various intellectual property rights and unfair competition and misappropriation laws. MVIS® is a registered trademark of Van Eck Associates Corporation that has been licensed to MarketVector Indexes GmbH. MarketVector™ and MarketVector Indexes™ are pending trademarks of Van Eck Associates Corporation. BlueStar®, BlueStar Indexes®, BIGI® and BIGITech® are trademarks of MarketVector Indexes GmbH. You require a licence to launch any product whose performance is linked to the value of a particular MarketVector™ Index and for all use of the MarketVector™ name or name of the MarketVector™ Index in the marketing of the product.