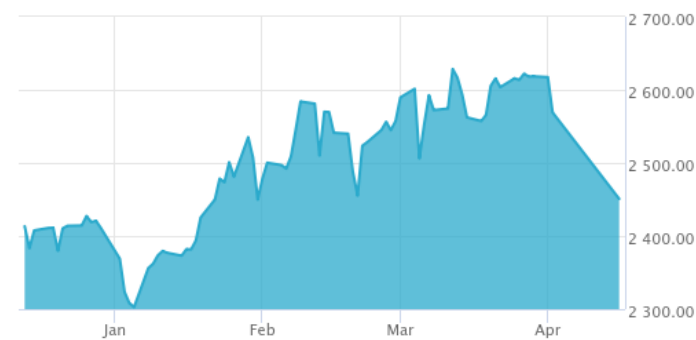


MarketVector™ Artificial Intelligence ESG Index

The MarketVector™ Artificial Intelligence ESG Index (MVAI) tracks the performance of the largest and most liquid companies in the global artificial intelligence industry. This is a modified market cap-weighted index, and includes companies with a focus on productivity software, big data analytics related to machine learning, and embedded machine learning semiconductors. MVAI adheres to ESG criteria.

Key Features



Index 2,789.19/918.35 2,628.45/1,850.50

Size and Liquidity Requirements

Full MCap of at least 1 bn USD (100 bln USD for internet service companies). Three month average-daily-trading volume of at least 5 mln USD at a review and also at the previous two reviews. At least 250,000 shares traded per month over the last six months at a review and also at the previous two reviews.

Universe

Companies with a focus on productivity software, big data analytics related to machine learning, and embedded machine learning semiconductors.

Diversification

Company weightings are capped at 3%.

Review

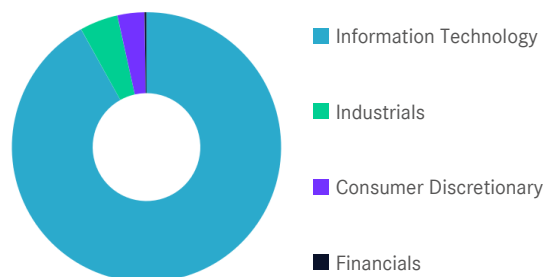
Semi-annual in June and December.

Index Data

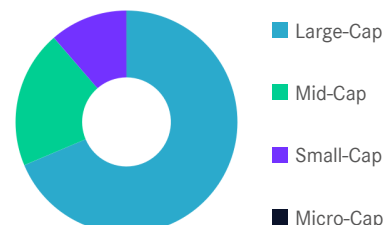
INDEX PARAMETERS				FUNDAMENTALS*		ANNUALISED PERFORMANCE*	
Launch Date	22 May 2023	Components	95	Price/Earnings Trailing	-9.98	1 Month	-4.35%
Type	Sector	Volatility (250 days)	19.03	Price/Book	5.29	1 Year	24.01%
Currency	EUR	Full MCap bn USD	8,333.12	Price/Sales	2.25	3 Years	1.69%
Base Date	31 Dec 2017	Float MCap bn USD	6,657.72	Price/Cash Flow	23.31	5 Years	14.17%
Base Value	1,000.00	Correlation* (250 days)	0.16	Dividend Yield	0.41	7 Years	15.30%
* Indxx Global Robotics & Artificial Intelligence Thematic				* as of 31 Mar 2024		* Total Return Net Index	

Sector Weightings

Sector	Count	Weight
Information Technology	89	91.92%
Industrials	4	4.61%
Consumer Discretionary	1	3.24%
Financials	1	0.24%



Country and Size Weightings



Size	Count	Weight
Large-Cap (> 6 bn)	45	68.66%
Mid-Cap (1.5 bn - 6 bn)	30	19.99%
Small-Cap (0.2 bn - 1.5 bn)	20	11.35%
Micro-Cap (0.0 bn - 0.2 bn)	0	0.00%

Top Components by Weight	Country	Weight	Best Performing Components	YTD	1 Day
ADOBE INC	US	3.60%	SOUNDHOUND AI INC-A	143.40%	5.95%
INTERNATIONAL BUSINESS MACHINES CORP	US	3.50%	FASTLY INC - CLASS A	-66.52%	5.11%
SERVICENOW INC	US	3.49%	KINGSOFT CLOUD HOLDINGS LTD	-33.07%	4.12%
SALESFORCE INC	US	3.33%	NVIDIA CORP	120.17%	4.08%
INTUIT COM	US	3.31%	FIVE9 INC	-58.88%	3.65%
EPAM SYSTEMS INC	US	3.28%			
SAP AG-SPONSORED ADR	DE	3.26%			
SHOPIFY INC	CA	3.26%	Worst Performing Components	YTD	1 Day
ALIBABA GROUP HOLDING-SP ADR	KY	3.24%	TELUS INTERNATIONAL CDA INC	-67.10%	-5.16%
WORKDAY INC	US	3.12%	VERINT SYSTEMS INC	14.61%	-4.18%
SAGE GROUP PLC	GB	2.98%	SPS COMMERCE INC	0.04%	-3.50%
ORACLE CORP	US	2.95%	SYMBOTIC INC	-58.64%	-3.06%
Subtotal		39.30%	ALARM.COM HOLDINGS INC	-8.12%	-2.91%

	Symbol	ISIN	WKN	Sedol	Bloomberg	Reuters	Telekurs
Price Index	MVAI	DE000SLOHEX3	SLOHEX	BLCW7J8	MVAI	.MVAI	126777219
Total Return Net	MVAITR	DE000SLOHEY1	SLOHEY	BLCW7K9	MVAITR	.MVAITR	126777221
Total Return Gross	-	-	-	-	-	-	-

MarketVector™ Artificial Intelligence ESG Index

For further information visit www.marketvector.com

Nothing on this factsheet shall be considered a solicitation to buy or an offer to sell a security, or any other product or service, to any person in any jurisdiction where such offer, solicitation, purchase or sale would be unlawful under the laws of such jurisdiction. Neither MarketVector Indexes GmbH nor any of its licensors makes any warranties or representations, express or implied, to the user with respect to any of the data contained herein. The data is provided for informational purposes only, and the Company shall not be responsible or liable for the accuracy, usefulness or availability of any information transmitted or made available through it. The MarketVector™ family of indexes (MarketVector™, BlueStar®, MVIS®) is protected through various intellectual property rights and unfair competition and misappropriation laws. MVIS® is a registered trademark of Van Eck Associates Corporation that has been licensed to MarketVector Indexes GmbH. MarketVector™ and MarketVector Indexes™ are pending trademarks of Van Eck Associates Corporation. BlueStar®, BlueStar Indexes®, BIGI® and BIGITech® are trademarks of MarketVector Indexes GmbH. You require a licence to launch any product whose performance is linked to the value of a particular MarketVector™ Index and for all use of the MarketVector™ name or name of the MarketVector™ Index in the marketing of the product.