

MarketVector™ Alternative Asset Managers Index

The MarketVector™ Alternative Asset Managers Index (MVAALT) is a thematic index tracking the performance of US and Canadian companies involved in the alternative asset management industry.

Key Features



Index 3,391.95/930.68 3,391.95/2,301.01

Size and Liquidity Requirements

Full MCap of at least 150 mln USD. Three month average-daily-trading volume of at least 1 mln USD at a review and also at the previous two reviews. At least 250,000 shares traded per month over the last six months at a review and also at the previous two reviews.

Universe

US and Canadian companies involved in the alternative asset management industry.

Diversification

Company weightings are capped at 12%.

Review

Semi-annually

Index Data

INDEX PARAMETERS

Launch Date	29 Apr 2025	Components	20
Type	Sector	Volatility (250 days)	30.91
Currency	USD	Full MCap bn USD	759.63
Base Date	31 Dec 2015	Float MCap bn USD	487.61
Base Value	1,000.00	Correlation* (250 days)	0.00

* -

FUNDAMENTALS*

Price/Earnings Trailing	44.66
Price/Book	2.96
Price/Sales	3.55
Price/Cash Flow	17.54
Dividend Yield	2.22

* as of 30 Jun 2025

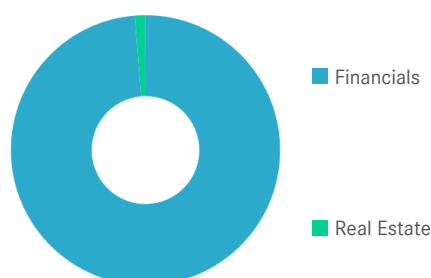
ANNUALISED PERFORMANCE*

1 Month	8.55%
1 Year	19.18%
3 Years	21.45%
5 Years	19.76%
7 Years	24.57%

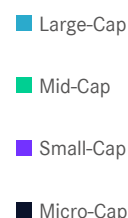
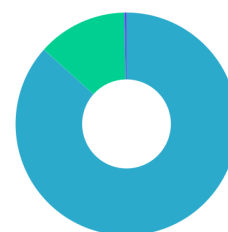
* Total Return Net Index

Sector Weightings

Sector	Count	Weight
Financials	19	98.74%
Real Estate	1	1.26%



Country and Size Weightings



Index Components

Best Performing Components	YTD	1 Day
BRIDGEPOINT GROUP-REGS WI	-3.22%	2.64%
EQT AB	26.39%	1.30%
PARTNERS GROUP HOLDING AG	6.23%	0.84%
ICG PLC	14.25%	0.45%
HAMILTON LANE INC	5.81%	0.26%

Worst Performing Components	YTD	1 Day
HANNON ARMSTRONG SUSTAINABLE INFRAST	3.20%	-2.58%
BLUE OWL CAPITAL INC	-14.54%	-1.71%
APOLLO GLOBAL MANAGEMENT INC	-11.36%	-1.60%
EURAZEO SE	-17.07%	-1.42%
COMPASS DIVERSIFIED HOLDINGS	-71.30%	-1.23%

Symbols

	Symbol	ISIN	WKN	Sedol	Bloomberg	Reuters	Telekurs
Price Index	MVAALT	DE000SLOQLH2	SLOQLH	BTZMJN9	MVAALT	.MVAALT	144326429
Total Return Net	MVAALTTR	DE000SLOQLJ8	SLOQLJ	BTZMJT5	MVAALTTR	.MVAALTTR	144326454
Total Return Gross	-	-	-	-	-	-	-

MarketVector™ Alternative Asset Managers Index

For further information visit www.marketvector.com

Nothing on this factsheet shall be considered a solicitation to buy or an offer to sell a security, or any other product or service, to any person in any jurisdiction where such offer, solicitation, purchase or sale would be unlawful under the laws of such jurisdiction. Neither MarketVector Indexes GmbH nor any of its licensors makes any warranties or representations, express or implied, to the user with respect to any of the data contained herein. The data is provided for informational purposes only, and the Company shall not be responsible or liable for the accuracy, usefulness or availability of any information transmitted or made available through it. The MarketVector™ family of indexes (MarketVector™, BlueStar®, MVIS®) is protected through various intellectual property rights and unfair competition and misappropriation laws. MVIS® is a registered trademark of Van Eck Associates Corporation that has been licensed to MarketVector Indexes GmbH. MarketVector™ and MarketVector Indexes™ are pending trademarks of Van Eck Associates Corporation. BlueStar®, BlueStar Indexes®, BIGI® and BIGITech® are trademarks of MarketVector Indexes GmbH. You require a licence to launch any product whose performance is linked to the value of a particular MarketVector™ Index and for all use of the MarketVector™ name or name of the MarketVector™ Index in the marketing of the product.