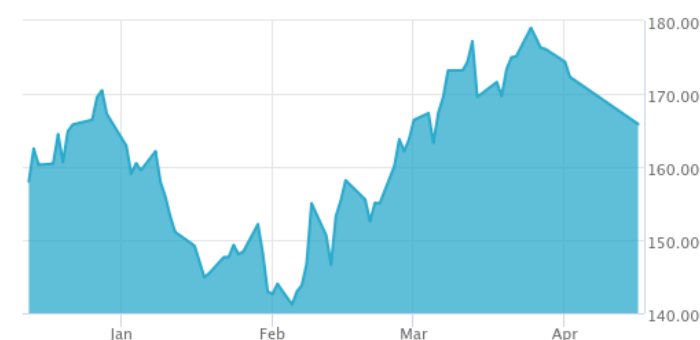


BlueStar® US Listed E-Brokers and Digital Capital Markets Index

The BlueStar® US Listed E-Brokers and Digital Capital Markets Index (BUBID) tracks the performance of the largest and most liquid US exchange-listed companies in the online brokerage industry. This is an equally-weighted index, and only includes companies that generate at least 50% of their revenue from the online brokerage industry.

Key Features



Index 387.72/76.71 179.03/106.04

Size and Liquidity Requirements

Full MCap of at least 150 mln USD. Three month average-daily-trading volume of at least 1 mln USD at a review and also at the previous two reviews. At least 250,000 shares traded per month over the last six months at a review and also at the previous two reviews.

Pure-Play

Companies have to generate at least 50% of revenue from online brokerage, trading platform technology, market making, or digital asset capital market activities.

Diversification

Companies are equally weighted.

Review

Semi-annual in March and September with quarterly rebalances.

Index Data

INDEX PARAMETERS

Launch Date	10 Nov 2021
Type	Sector
Currency	USD
Base Date	31 Dec 2019
Base Value	100.00

Components	14
Volatility (250 days)	40.37
Full MCap bn USD	248.44
Float MCap bn USD	174.68
Correlation* (250 days)	0.60

* S&P Capital Markets Select Industry

FUNDAMENTALS*

Price/Earnings Trailing	57.43
Price/Book	2.86
Price/Sales	2.95
Price/Cash Flow	11.08
Dividend Yield	0.64

* as of 31 Mar 2024

ANNUALISED PERFORMANCE*

1 Month	-2.48%
1 Year	41.70%
3 Years	-18.24%
5 Years	-
7 Years	12.51%

* Total Return Net Index

Sector Weightings

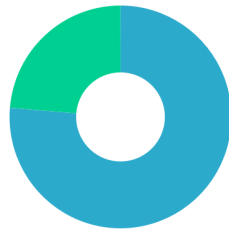
Sector	Count	Weight
Financials	14	100.00%



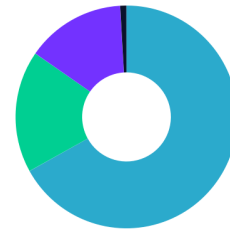
BlueStar® US Listed E-Brokers and Digital Capital Markets Index

Country and Size Weightings

Country	Count	Weight
United States	10	76.30%
Cayman Islands	4	23.70%



■ US
■ KY



■ Large-Cap
■ Mid-Cap
■ Small-Cap
■ Micro-Cap

Size	Count	Weight
Large-Cap (> 6 bn)	8	66.94%
Mid-Cap (1.5 bn - 6 bn)	2	17.71%
Small-Cap (0.2 bn - 1.5 bn)	3	14.44%
Micro-Cap (0.0 bn - 0.2 bn)	1	0.92%

Index Components

Top Components by Weight	Country	Weight	Best Performing Components	YTD	1 Day
VIRTU FINANCIAL INC	US	10.60%	MONEYLION INC	-25.94%	6.52%
MARKETAXESS HOLDINGS INC	US	10.37%	ROBINHOOD MARKETS INC - A	45.53%	3.46%
TRADEWEB MARKETS INC	US	9.89%	INTERACTIVE BROKERS GROUP INC	42.67%	1.18%
XP INC	KY	8.88%	FUTU HOLDINGS LTD-ADR	7.78%	1.10%
INTERACTIVE BROKERS GROUP INC	US	8.60%	UP FINTECH HOLDING LTD - ADR	-17.42%	0.55%
SOFI TECHNOLOGIES INC	US	8.13%			
SCHWAB (CHARLES) CORP	US	7.45%			
FUTU HOLDINGS LTD-ADR	KY	7.10%			
ROBINHOOD MARKETS INC - A	US	6.94%			
UP FINTECH HOLDING LTD - ADR	KY	6.80%			
COINBASE GLOBAL INC -CLASS A	US	6.67%			
MONEYLION INC	US	4.48%			
Subtotal		95.92%			

Worst Performing Components	YTD	1 Day
FORGE GLOBAL HOLDINGS INC	-64.43%	-5.43%
SOFI TECHNOLOGIES INC	-34.87%	-2.41%
COINBASE GLOBAL INC -CLASS A	10.25%	-2.32%
VIRTU FINANCIAL INC	45.71%	-1.27%
SCHWAB (CHARLES) CORP	-9.20%	-1.03%

Symbols

	Symbol	ISIN	WKN	Sedol	Bloomberg	Reuters	Telekurs
Price Index	BUBID	DE000SL0D943	SL0D94	BKMCKR0	BUBID	.BUBID	114771251
Total Return Net	BUBIDNTR	DE000SL0D950	SL0D95	BKMCKS1	BUBIDNTR	.BUBIDNTR	114771264
Total Return Gross	BUBIDTR	DE000SL0D968	SL0D96	BKMCKT2	BUBIDTR	.BUBIDTR	114771265

BlueStar® US Listed E-Brokers and Digital Capital Markets Index

For further information visit www.marketvector.com

Nothing on this factsheet shall be considered a solicitation to buy or an offer to sell a security, or any other product or service, to any person in any jurisdiction where such offer, solicitation, purchase or sale would be unlawful under the laws of such jurisdiction. Neither MarketVector Indexes GmbH nor any of its licensors makes any warranties or representations, express or implied, to the user with respect to any of the data contained herein. The data is provided for informational purposes only, and the Company shall not be responsible or liable for the accuracy, usefulness or availability of any information transmitted or made available through it. The MarketVector™ family of indexes (MarketVector™, BlueStar®, MVIS®) is protected through various intellectual property rights and unfair competition and misappropriation laws. MVIS® is a registered trademark of Van Eck Associates Corporation that has been licensed to MarketVector Indexes GmbH. MarketVector™ and MarketVector Indexes™ are pending trademarks of Van Eck Associates Corporation. BlueStar®, BlueStar Indexes®, BIGI® and BIGITech® are trademarks of MarketVector Indexes GmbH. You require a licence to launch any product whose performance is linked to the value of a particular MarketVector™ Index and for all use of the MarketVector™ name or name of the MarketVector™ Index in the marketing of the product.