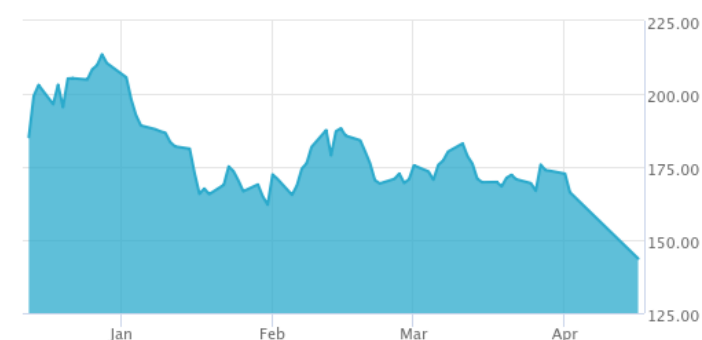


## BlueStar® Solar Energy Industry Index

The BlueStar® Solar Energy Industry Index (BSOLR) tracks the performance of the largest and most liquid companies in the global solar energy industry. This is a modified market cap-weighted index, and only includes companies that generate at least 75% of their revenue from products and services related to solar energy, such as solar energy technology, solar field operations or ownership, or solar panel installation services.

### Key Features



Index 521.26/59.52 320.27 / 143.67

#### Size and Liquidity Requirements

Full MCap of at least 250 mln USD. Three month average-daily-trading volume of at least 500,000 USD at a review and also at the previous two reviews. At least 250,000 shares traded per month over the last six months at a review and also at the previous two reviews.

#### Universe

Companies must derive at least 75% of revenue or operating assets from the generation or of technologies used in the generation of solar energy.

#### Diversification

Companies are equally weighted.

#### Review

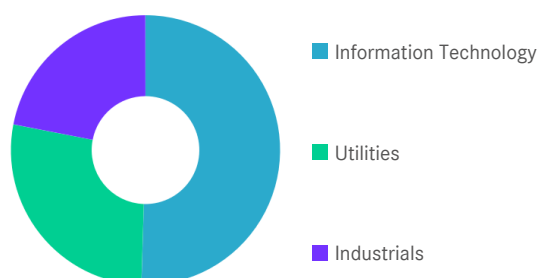
Semi-annual in June and December.

### Index Data

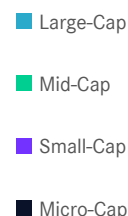
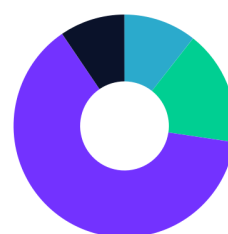
INDEX PARAMETERS				FUNDAMENTALS*		ANNUALISED PERFORMANCE*	
Launch Date	09 Mar 2020	Components	21	Price/Earnings Trailing	117.34	1 Month	-15.36%
Type	Sector	Volatility (250 days)	35.09	Price/Book	1.07	1 Year	-54.42%
Currency	USD	Full MCap bn USD	71.75	Price/Sales	0.61	3 Years	-28.26%
Base Date	31 Dec 2014	Float MCap bn USD	52.38	Price/Cash Flow	4.18	5 Years	9.37%
Base Value	100.00	Correlation* (250 days)	0.91	Dividend Yield	0.80	7 Years	3.97%
* MAC Global Solar Energy				* as of 31 Mar 2024		* Total Return Net Index	

### Sector Weightings

Sector	Count	Weight
Information Technology	10	50.50%
Utilities	6	27.56%
Industrials	5	21.94%



## Country and Size Weightings



Size	Count	Weight
Large-Cap ( > 6 bn)	2	10.61%
Mid-Cap (1.5 bn - 6 bn)	3	16.72%
Small-Cap (0.2 bn - 1.5 bn)	13	63.15%
Micro-Cap (0.0 bn - 0.2 bn)	3	9.51%

## Index Components

Best Performing Components	YTD	1 Day
SOLARMAX TECHNOLOGIES ORD	-56.38%	12.94%
FIRST SOLAR INC	27.25%	3.51%
XINTE ENERGY CO LTD	-30.92%	1.71%
SOLARIA ENERGIA Y MEDIO AMBI	-41.24%	1.55%
GREENERGY RENOVABLES	-0.43%	1.40%

Worst Performing Components	YTD	1 Day
ALTUS POWER INC	-56.95%	-6.96%
DAQO NEW ENERGY CORP-ADR	-39.62%	-4.74%
SUNNOVA ENERGY INTERNATIONAL INC	-56.59%	-4.47%
FLAT GLASS GROUP CO LTD	-8.49%	-3.54%
JINKOSOLAR HOLDING CO-ADR	-48.97%	-3.48%

## Symbols

	Symbol	ISIN	WKN	Sedol	Bloomberg	Reuters	Telekurs
Price Index	BSOLR	DE000A30A06 1	A30A06	BL54G06	BSOLR	.BSOLR	118227308
Total Return Net	BSOLRNTR	DE000A3CLJ70	A3CLJ7	BLNPNM 1	BSOLRNTR	.BSOLRNTR	57061627
Total Return Gross	-	-	-	-	-	-	-

## BlueStar® Solar Energy Industry Index

---

For further information visit [www.marketvector.com](http://www.marketvector.com)

Nothing on this factsheet shall be considered a solicitation to buy or an offer to sell a security, or any other product or service, to any person in any jurisdiction where such offer, solicitation, purchase or sale would be unlawful under the laws of such jurisdiction. Neither MarketVector Indexes GmbH nor any of its licensors makes any warranties or representations, express or implied, to the user with respect to any of the data contained herein. The data is provided for informational purposes only, and the Company shall not be responsible or liable for the accuracy, usefulness or availability of any information transmitted or made available through it. The MarketVector™ family of indexes (MarketVector™, BlueStar®, MVIS®) is protected through various intellectual property rights and unfair competition and misappropriation laws. MVIS® is a registered trademark of Van Eck Associates Corporation that has been licensed to MarketVector Indexes GmbH. MarketVector™ and MarketVector Indexes™ are pending trademarks of Van Eck Associates Corporation. BlueStar®, BlueStar Indexes®, BIGI® and BIGITech® are trademarks of MarketVector Indexes GmbH. You require a licence to launch any product whose performance is linked to the value of a particular MarketVector™ Index and for all use of the MarketVector™ name or name of the MarketVector™ Index in the marketing of the product.