


BlueStar® Robotics Index

The BlueStar® Robotics Index (BRBT) tracks the performance of the largest and most liquid companies in the global robotics industry. This is a modified market cap-weighted index and includes companies that generate at least 50% of their revenue from Robots and manufacturing/industrial automation systems, robotic surgical systems, additive manufacturing (3D printing), robotics or manufacturing computer-aided design or other software, semiconductor manufacturing systems, machine vision (at least 25% revenue from industrial or manufacturing segments), Embedded Machine Learning Chips (at least 25% of revenue from industrial segment or other segment where robotics, industrial IoT, or factory automation are use cases).

Key Features

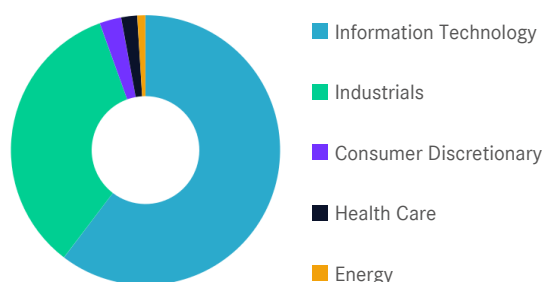
	Size and Liquidity Requirements	
	Full MCap of at least 500 mln USD. Three month average-daily-trading volume of at least 1 mln USD at a review and also at the previous two reviews. At least 250,000 shares traded per month over the last six months at a review and also at the previous two reviews.	
	Universe	
	Companies must derive at least 50% of revenue from robots or industrial automation equipment and software (25% for industrial or manufacturing segments).	
	Diversification	
	Company weightings are capped at 5%.	
	Review	
	Semi-annual in June and December.	
Index	635.97 / 94.25	635.97 / 456.57

Index Data

INDEX PARAMETERS				FUNDAMENTALS*		ANNUALISED PERFORMANCE*	
Launch Date	29 Jan 2018	Components	63	Price/Earnings Trailing	30.47	1 Month	-2.53%
Type	Sector	Volatility (250 days)	15.37	Price/Book	3.80	1 Year	23.78%
Currency	USD	Full MCap bn USD	5,711.76	Price/Sales	3.30	3 Years	5.19%
Base Date	29 Jun 2012	Float MCap bn USD	4,649.17	Price/Cash Flow	20.19	5 Years	12.57%
Base Value	100.00	Correlation* (250 days)	0.94	Dividend Yield	1.15	7 Years	16.41%
* ROBO Global Robotics and Automation				* as of 28 Feb 2025		* Total Return Net Index	

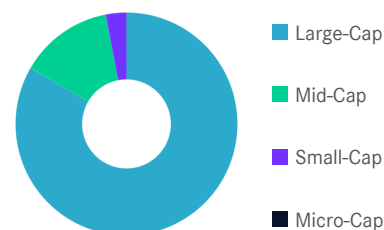
Sector Weightings

Sector	Count	Weight
Information Technology	38	60.36%
Industrials	22	34.12%
Consumer Discretionary	1	2.62%
Health Care	1	1.93%
Energy	1	0.97%



Country and Size Weightings

Country	Count
US	10
JP	8
DE	5
NL	4
CH	3
FR	3
SE	2
GB	2
CA	2
AT	2
IE	2
FI	2
Others	1



Size	Count	Weight
Large-Cap (> 6 bn)	40	83.41%
Mid-Cap (1.5 bn - 6 bn)	18	13.60%
Small-Cap (0.2 bn - 1.5 bn)	5	2.99%
Micro-Cap (0.0 bn - 0.2 bn)	0	0.00%

Top Components by Weight	Country	Weight	Best Performing Components	YTD	1 Day
SIEMENS AG-REG	DE	6.45%	AUTOSTORE HOLDINGS LTD	-41.62%	7.44%
KEYENCE CORP	JP	5.60%	Ouster, Inc.	-34.70%	3.37%
ASML HOLDING NV-NY REG SHS	NL	5.33%	LINCOLN ELECTRIC HOLDINGS	8.72%	2.57%
ABB LTD-REG	CH	4.99%	KARDEX HOLDING	-17.23%	2.24%
DASSAULT SYSTEMES SE	FR	4.60%	AMBARELLA INC	-12.69%	1.42%
NVIDIA CORP	US	4.48%			
EMERSON ELECTRIC CO	US	4.32%			
AUTODESK INC	US	4.12%	Worst Performing Components	YTD	1 Day
HEXAGON AB-B SHS	SE	2.94%	APPLIED MATERIALS INC	2.04%	-5.25%
DENSO CORP	JP	2.62%	RENESAS ELECTRONICS CORP	-4.06%	-3.59%
TELEDYNE TECHNOLOGIES INC	US	2.61%	LASERTEC CORP	5.09%	-3.21%
PTC INC	US	2.25%	TOKYO ELECTRON LTD	6.06%	-2.83%
Subtotal		50.31%	RENISHAW PLC	-15.65%	-2.66%

	Symbol	ISIN	WKN	Sedol	Bloomberg	Reuters	Telekurs
Price Index	BRBT	DE000A30A0B 1	A30A0B	BL54GF0	BRBT	.BRBT	118227305
Total Return Net	BRBTNTR	DE000A3CLJZ3	A3CLJZ	BLNPNC1	BRBTNTR	.BRBTNTR	57061601
Total Return Gross	-	-	-	-	-	-	-

BlueStar® Robotics Index

For further information visit www.marketvector.com

Nothing on this factsheet shall be considered a solicitation to buy or an offer to sell a security, or any other product or service, to any person in any jurisdiction where such offer, solicitation, purchase or sale would be unlawful under the laws of such jurisdiction. Neither MarketVector Indexes GmbH nor any of its licensors makes any warranties or representations, express or implied, to the user with respect to any of the data contained herein. The data is provided for informational purposes only, and the Company shall not be responsible or liable for the accuracy, usefulness or availability of any information transmitted or made available through it. The MarketVector™ family of indexes (MarketVector™, BlueStar®, MVIS®) is protected through various intellectual property rights and unfair competition and misappropriation laws. MVIS® is a registered trademark of Van Eck Associates Corporation that has been licensed to MarketVector Indexes GmbH. MarketVector™ and MarketVector Indexes™ are pending trademarks of Van Eck Associates Corporation. BlueStar®, BlueStar Indexes®, BIGI® and BIGITech® are trademarks of MarketVector Indexes GmbH. You require a licence to launch any product whose performance is linked to the value of a particular MarketVector™ Index and for all use of the MarketVector™ name or name of the MarketVector™ Index in the marketing of the product.