


BlueStar® Machine Learning and Quantum Computing Index

The BlueStar® Machine Learning and Quantum Computing Index (BQTUM) tracks the performance of the largest and most liquid companies in the global quantum computing and machine learning industries. This is a modified market cap-weighted index, and only includes companies that are active in the quantum computing or machine learning business, such as the development or use of quantum computers or computing chips, superconducting materials, applications built on quantum computers, embedded artificial intelligence chips, or software that specialize in the perception, collection, visualization, or management of big data.

Key Features

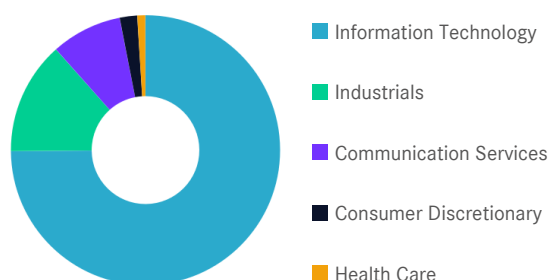
	Size and Liquidity Requirements	
	Full MCap of at least 150 mln USD. Three months average-daily-trading volume of at least 1 mln USD at a review and also at the previous two reviews. At least 250,000 shares traded per month over the last six months at a review and also at the previous two reviews.	
	Universe	
	Companies have to offer products or services related to quantum computing or machine learning technology.	
	Diversification	
	Companies are equally weighted.	
	Review	
	Semi-annual in June and December.	
Index	523.09/87.19	523.09/359.32

Index Data

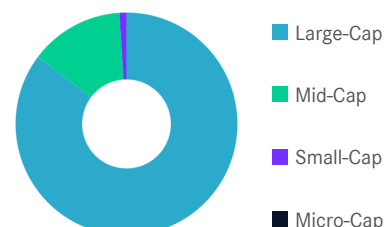
INDEX PARAMETERS				FUNDAMENTALS*		ANNUALISED PERFORMANCE*	
Launch Date	07 Jun 2018	Components	69	Price/Earnings Trailing	37.58	1 Month	-4.32%
Type	Sector	Volatility (250 days)	17.79	Price/Book	3.58	1 Year	27.27%
Currency	USD	Full MCap bn USD	13,617.91	Price/Sales	2.92	3 Years	5.43%
Base Date	18 Dec 2015	Float MCap bn USD	11,104.87	Price/Cash Flow	14.50	5 Years	17.92%
Base Value	100.00	Correlation* (250 days)	0.14	Dividend Yield	1.23	7 Years	20.80%
* Indxx Global Robotics & Artificial Intelligence Thematic				* as of 28 Feb 2025		* Total Return Net Index	

Sector Weightings

Sector	Count	Weight
Information Technology	53	74.88%
Industrials	9	13.54%
Communication Services	5	8.49%
Consumer Discretionary	1	2.11%
Health Care	1	0.97%



Country and Size Weightings



Size	Count	Weight
Large-Cap (> 6 bn)	59	85.27%
Mid-Cap (1.5 bn - 6 bn)	9	13.69%
Small-Cap (0.2 bn - 1.5 bn)	1	1.04%
Micro-Cap (0.0 bn - 0.2 bn)	0	0.00%

Index Components

Top Components by Weight	Country	Weight	Best Performing Components	YTD	1 Day
D-WAVE QUANTUM INC	US	3.64%	IONQ INC	-16.23%	7.53%
PALANTIR TECHNOLOGIES INC-A	US	2.43%	MITSUBISHI ELECTRIC CORP	18.86%	3.39%
ORANGE	FR	2.18%	RIGETTI COMPUTING INC	-22.35%	2.69%
ALIBABA GROUP HOLDING-SP ADR	KY	2.11%	NOKIA CORP-SPON ADR	13.18%	2.67%
NEC CORP	JP	2.03%	MICRON TECHNOLOGY INC	16.60%	2.67%
RIGETTI COMPUTING INC	US	1.98%			
KONINKLIJKE KPN NV	NL	1.86%			
FUJITSU LIMITED	JP	1.81%	Worst Performing Components	YTD	1 Day
NOKIA CORP-SPON ADR	FI	1.77%	APPLIED MATERIALS INC	2.04%	-5.25%
RTX CORP	US	1.67%	RENESAS ELECTRONICS CORP	-4.06%	-3.59%
KLA CORP	US	1.67%	TOWER SEMICONDUCTOR LTD	-20.19%	-2.26%
MITSUBISHI ELECTRIC CORP	JP	1.65%	MARVELL TECHNOLOGY INC	-42.18%	-2.21%
Subtotal		24.82%	KLA CORP	25.85%	-1.84%

Symbols

	Symbol	ISIN	WKN	Sedol	Bloomberg	Reuters	Telekurs
Price Index	BQTUM	DE000SL0FUQ7	SL0FUQ	BQ0GS05	BQTUM	.BQTUM	118655363
Total Return Net	BQTUMNTR	DE000SL0FUR5	SL0FUR	BQ0GS16	BQTUMNTR	.BQTUMNTR	118655364
Total Return Gross	BQTUMTR	DE000SLA5JF2	SLA5JF	BMGR4X9	BQTUMTR	.BQTUMTR	42196303

BlueStar® Machine Learning and Quantum Computing Index

For further information visit www.marketvector.com

Nothing on this factsheet shall be considered a solicitation to buy or an offer to sell a security, or any other product or service, to any person in any jurisdiction where such offer, solicitation, purchase or sale would be unlawful under the laws of such jurisdiction. Neither MarketVector Indexes GmbH nor any of its licensors makes any warranties or representations, express or implied, to the user with respect to any of the data contained herein. The data is provided for informational purposes only, and the Company shall not be responsible or liable for the accuracy, usefulness or availability of any information transmitted or made available through it. The MarketVector™ family of indexes (MarketVector™, BlueStar®, MVIS®) is protected through various intellectual property rights and unfair competition and misappropriation laws. MVIS® is a registered trademark of Van Eck Associates Corporation that has been licensed to MarketVector Indexes GmbH. MarketVector™ and MarketVector Indexes™ are pending trademarks of Van Eck Associates Corporation. BlueStar®, BlueStar Indexes®, BIGI® and BIGITech® are trademarks of MarketVector Indexes GmbH. You require a licence to launch any product whose performance is linked to the value of a particular MarketVector™ Index and for all use of the MarketVector™ name or name of the MarketVector™ Index in the marketing of the product.