

BlueStar® Global Logistics Index

The BlueStar® Global Logistics Index (BLOGR) tracks the performance of the largest and most liquid companies in the global logistics industry. This is a modified market cap-weighted index, and only includes companies that generate at least 50% of their revenue or operating asset value from products and services related to the logistics industry, such as third party logistics services, parcel delivery and express courier services, REITS, logistics software, or logistics and warehouse automation equipment.

Key Features



Size and Liquidity Requirements

Float-adjusted MCap of at least 2b USD (500m USD for logistics technology). Three month average-daily-trading volume of at least 1 mln USD at a review and also at the previous two reviews. At least 250,000 shares traded per month over the last six months at a review and also at the previous two reviews.

Universe

Companies have to generate at least 50% of revenues from e-commerce, payments or logistics.

Diversification

Companies are weighted according to a tiered equal weight strategy.

Review

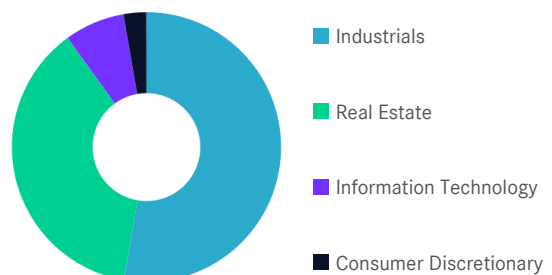
Semi-annual in June and December, and in case of trigger events.

Index Data

INDEX PARAMETERS				FUNDAMENTALS*		ANNUALISED PERFORMANCE*	
Launch Date	23 Oct 2020	Components	60	Price/Earnings Trailing	27.81	1 Month	-2.57%
Type	Sector	Volatility (250 days)	11.66	Price/Book	1.88	1 Year	-2.18%
Currency	EUR	Full MCap bn USD	2,684.45	Price/Sales	1.48	3 Years	-3.63%
Base Date	29 Dec 2006	Float MCap bn USD	2,025.48	Price/Cash Flow	11.61	5 Years	6.70%
Base Value	100.00	Correlation* (250 days)	0.99	Dividend Yield	2.31	7 Years	9.44%
* BlueStar Global Logistics Benchmark Index				* as of 31 Mar 2024		* Total Return Net Index	

Sector Weightings

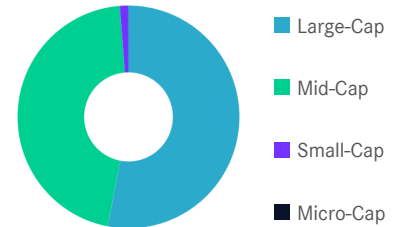
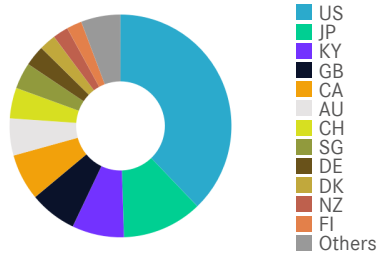
Sector	Count	Weight
Industrials	34	52.70%
Real Estate	19	37.31%
Information Technology	5	7.23%
Consumer Discretionary	2	2.76%



BlueStar® Global Logistics Index

Country and Size Weightings

Country	Count	Weight
United States	20	37.83%
Japan	7	11.68%
Cayman Islands	5	7.59%
United Kingdom	4	6.89%
Canada	4	6.74%
Australia	3	5.37%
Switzerland	3	4.45%
Singapore	2	3.81%
Germany	3	2.99%
Denmark	1	2.43%
New Zealand	1	2.25%
Finland	3	2.22%
Others	4	5.75%



Size	Count	Weight
Large-Cap (> 6 bn)	30	53.01%
Mid-Cap (1.5 bn - 6 bn)	28	45.72%
Small-Cap (0.2 bn - 1.5 bn)	2	1.27%
Micro-Cap (0.0 bn - 0.2 bn)	0	0.00%

Index Components

Top Components by Weight	Country	Weight	Best Performing Components	YTD	1 Day
C H ROBINSON WORLDWIDE INC	US	2.54%	J&T EXPRESS-W ORD	-58.76%	4.42%
DSV AS	DK	2.43%	WISETECH GLOBAL LTD	18.05%	2.95%
RYDER SYSTEM INC	US	2.39%	KION GROUP AG	-12.36%	2.17%
KNIGHT-SWIFT TRANSPORTATION HOLDINGS	US	2.26%	FULL TRUCK ALLIANCE -SPN ADR	6.93%	2.08%
MAINFREIGHT LTD	NZ	2.25%	KALMAR CORP	-0.05%	1.81%
QUBE HOLDINGS LTD	AU	2.21%			
LANDSTAR SYSTEM INC	US	2.21%			
HUNT J B TRANS SVCS INC	US	2.21%			
KUEHNE & NAGEL INTERNATIONAL AG	CH	2.19%			
TERRENO REALTY CORP	US	2.19%			
FIRST INDUSTRIAL REALTY TR	US	2.12%			
STAG INDUSTRIAL INC	US	2.11%			
Subtotal		27.10%			
			Worst Performing Components	YTD	1 Day
			KINAXIS INC	-3.72%	-3.66%
			SPS COMMERCE INC	0.04%	-3.50%
			SYMBOTIC INC	-58.64%	-3.06%
			GXO LOGISTICS INC	-24.05%	-2.72%
			AMERICOLD REALTY TRUST	-4.70%	-2.44%

Symbols

	Symbol	ISIN	WKN	Sedol	Bloomberg	Reuters	Telekurs
Price Index	BLOGR	DE000SL0FUN4	SL0FUN	BQ0GRY2	BLOGR	.BLOGR	118655361
Total Return Net	BLOGRNTR	DE000SL0A105	SL0A10	BMGR581	BLOGRNTR	.BLOGRNTR	56586684
Total Return Gross	-	-	-	-	-	-	-

BlueStar® Global Logistics Index

For further information visit www.marketvector.com

Nothing on this factsheet shall be considered a solicitation to buy or an offer to sell a security, or any other product or service, to any person in any jurisdiction where such offer, solicitation, purchase or sale would be unlawful under the laws of such jurisdiction. Neither MarketVector Indexes GmbH nor any of its licensors makes any warranties or representations, express or implied, to the user with respect to any of the data contained herein. The data is provided for informational purposes only, and the Company shall not be responsible or liable for the accuracy, usefulness or availability of any information transmitted or made available through it. The MarketVector™ family of indexes (MarketVector™, BlueStar®, MVIS®) is protected through various intellectual property rights and unfair competition and misappropriation laws. MVIS® is a registered trademark of Van Eck Associates Corporation that has been licensed to MarketVector Indexes GmbH. MarketVector™ and MarketVector Indexes™ are pending trademarks of Van Eck Associates Corporation. BlueStar®, BlueStar Indexes®, BIGI® and BIGITech® are trademarks of MarketVector Indexes GmbH. You require a licence to launch any product whose performance is linked to the value of a particular MarketVector™ Index and for all use of the MarketVector™ name or name of the MarketVector™ Index in the marketing of the product.