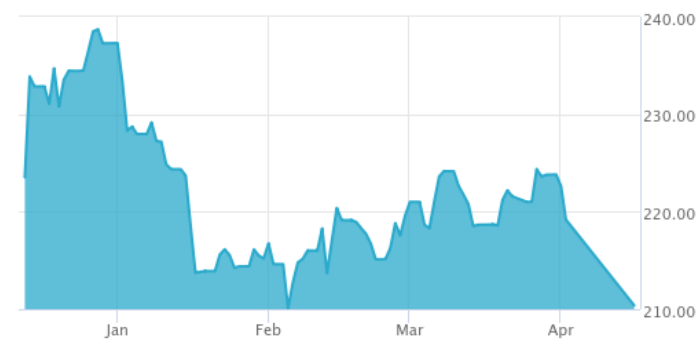


## BlueStar® Global GreenTech Index

The BlueStar® Global GreenTech Index (BGTO) tracks the performance of the largest and most liquid companies in the global greentech industry. This is a modified market cap-weighted index, and only includes companies that generate at least 50% of their revenue from products and services related to, or related to the distribution of, clean energy, energy efficiency, waste management, and water purification.

### Key Features



Index 335.27 / 100.00 254.96 / 193.14

#### Size and Liquidity Requirements

Full MCap of at least 500 mIn USD. Three month average-daily-trading volume of at least 1 mIn USD at a review and also at the previous two reviews. At least 250,000 shares traded per month over the last six months at a review and also at the previous two reviews.

#### Universe

Companies must derive a plurality of revenue from the generation of or technologies used in the generation of renewable energy, waste treatment, or building materials used to reduce energy consumption.

#### Diversification

Company weightings are capped at 5%.

#### Review

Semi-annual in June and December.

### Index Data

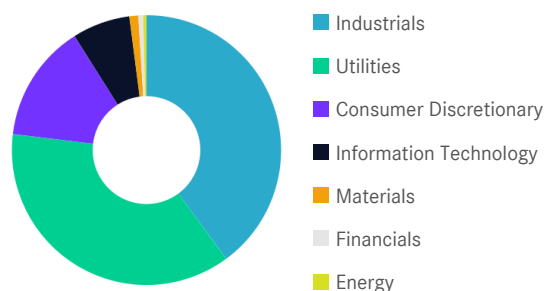
INDEX PARAMETERS				FUNDAMENTALS*		ANNUALISED PERFORMANCE*	
Launch Date	06 Jul 2020	Components	95	Price/Earnings Trailing	53.13	1 Month	-3.79%
Type	Sector	Volatility (250 days)	17.97	Price/Book	2.18	1 Year	-10.23%
Currency	USD	Full MCap bn USD	1,627.56	Price/Sales	1.32	3 Years	-11.00%
Base Date	30 Dec 2016	Float MCap bn USD	1,191.60	Price/Cash Flow	9.38	5 Years	9.54%
Base Value	100.00	Correlation* (250 days)	0.83	Dividend Yield	2.12	7 Years	10.73%

\* FTSE Environmental Opportunities All-Share Index \* as of 31 Mar 2024

\* Total Return Net Index

### Sector Weightings

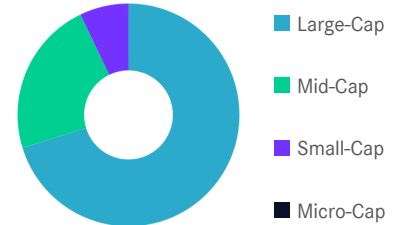
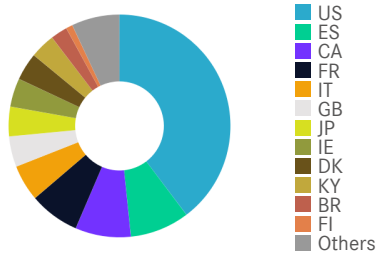
Sector	Count	Weight
Industrials	36	39.92%
Utilities	33	36.98%
Consumer Discretionary	11	14.12%
Information Technology	11	6.95%
Materials	2	1.07%
Financials	1	0.57%
Energy	1	0.40%



## BlueStar® Global GreenTech Index

### Country and Size Weightings

Country	Count	Weight
United States	31	39.70%
Spain	6	8.66%
Canada	9	8.11%
France	3	7.32%
Italy	2	5.26%
United Kingdom	7	4.45%
Japan	9	4.28%
Ireland	2	4.17%
Denmark	3	4.00%
Cayman Islands	5	3.66%
Brazil	3	2.43%
Finland	1	0.97%
Others	14	7.00%



Size	Count	Weight
Large-Cap (> 6 bn)	37	70.23%
Mid-Cap (1.5 bn - 6 bn)	39	22.63%
Small-Cap (0.2 bn - 1.5 bn)	19	7.14%
Micro-Cap (0.0 bn - 0.2 bn)	0	0.00%

### Index Components

Top Components by Weight	Country	Weight	Best Performing Components	YTD	1 Day
TESLA INC	US	5.85%	ASPEN AEROGELS INC	46.01%	5.45%
NEXTERA ENERGY INC	US	5.64%	FIRST SOLAR INC	27.25%	3.51%
WASTE MANAGEMENT INC	US	5.31%	GFL ENVIRONMENTAL INC	16.31%	1.74%
IBERDROLA SA	ES	5.25%	CLEANAWAY WASTE MANAGEMENT LTD	4.19%	1.69%
ENEL SPA	IT	4.77%	VERBUND AG	-4.27%	1.60%
SCHNEIDER ELECTRIC SE	FR	4.73%			
WASTE CONNECTIONS INC	CA	3.24%			
JOHNSON CONTROLS INTERNATIONAL PLC	IE	2.94%			
XYLEM INC	US	2.31%			
VESTAS WIND SYSTEMS A/S	DK	1.93%			
VEOLIA ENVIRONNEMENT SA	FR	1.89%			
FIRST SOLAR INC	US	1.66%			
<b>Subtotal</b>		45.51%			
			<b>Worst Performing Components</b>	<b>YTD</b>	<b>1 Day</b>
			LUCID GROUP INC	-31.12%	-9.09%
			VESTAS WIND SYSTEMS A/S	-29.78%	-7.70%
			DAQO NEW ENERGY CORP-ADR	-39.62%	-4.74%
			BALLARD POWER SYSTEMS INC	-50.27%	-4.66%
			QUANTUMSCAPE CORP	-21.87%	-4.40%

### Symbols

	Symbol	ISIN	WKN	Sedol	Bloomberg	Reuters	Telekurs
<b>Price Index</b>	BGTQ	DE000A30A095	A30A09	BL54GD8	BGTQ	.BGTQ	118227304
<b>Total Return Net</b>	BGTQNTR	DE000A3CLJW0	A3CLJW	BLNPN87	BGTQNTR	.BGTQNTR	57061596
<b>Total Return Gross</b>	-	-	-	-	-	-	-

## BlueStar® Global GreenTech Index

---

For further information visit [www.marketvector.com](http://www.marketvector.com)

Nothing on this factsheet shall be considered a solicitation to buy or an offer to sell a security, or any other product or service, to any person in any jurisdiction where such offer, solicitation, purchase or sale would be unlawful under the laws of such jurisdiction. Neither MarketVector Indexes GmbH nor any of its licensors makes any warranties or representations, express or implied, to the user with respect to any of the data contained herein. The data is provided for informational purposes only, and the Company shall not be responsible or liable for the accuracy, usefulness or availability of any information transmitted or made available through it. The MarketVector™ family of indexes (MarketVector™, BlueStar®, MVIS®) is protected through various intellectual property rights and unfair competition and misappropriation laws. MVIS® is a registered trademark of Van Eck Associates Corporation that has been licensed to MarketVector Indexes GmbH. MarketVector™ and MarketVector Indexes™ are pending trademarks of Van Eck Associates Corporation. BlueStar®, BlueStar Indexes®, BIGI® and BIGITech® are trademarks of MarketVector Indexes GmbH. You require a licence to launch any product whose performance is linked to the value of a particular MarketVector™ Index and for all use of the MarketVector™ name or name of the MarketVector™ Index in the marketing of the product.