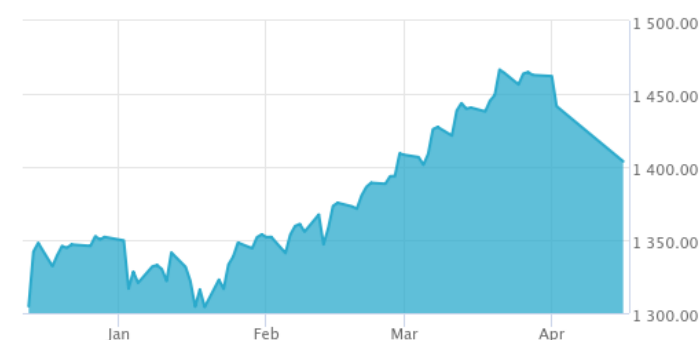


BlueStar® Europe Infrastructure Index

The BlueStar® Europe Infrastructure Index (BEURI) tracks the performance of European companies that are involved in the infrastructure segment in the European market.

Key Features



Index 1,466.56/6 14.68 1,466.56/1,099.38

Size and Liquidity Requirements

Full MCap of at least 500 mIn USD. Three month average-daily-trading volume of at least 500,000 USD at a review and also at the previous two reviews. At least 250,000 shares traded per month over the last six months at a review and also at the previous two reviews.

Universe

Companies have to generate at least 33% of their revenue from Europe and at least 50% from infrastructure products and services.

Diversification

Company weightings are capped at 8%.

Review

Semi-annual in June and December.

Index Data

INDEX PARAMETERS

Launch Date	05 Jun 2023
Type	Sector
Currency	EUR
Base Date	31 Dec 2017
Base Value	1,000.00

Components	50
Volatility (250 days)	13.96
Full MCap bn USD	517.85
Float MCap bn USD	394.14
Correlation* (250 days)	0.00

* -

FUNDAMENTALS*

Price/Earnings Trailing	20.18
Price/Book	2.19
Price/Sales	0.91
Price/Cash Flow	9.25
Dividend Yield	2.27

* as of 31 Mar 2024

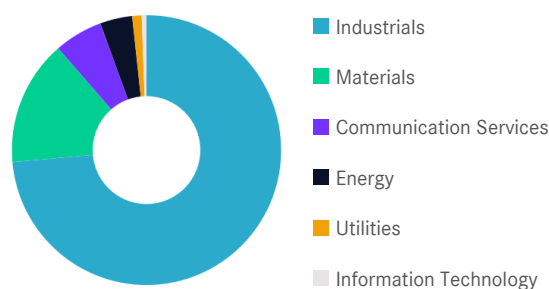
ANNUALISED PERFORMANCE*

1 Month	-2.55%
1 Year	11.51%
3 Years	5.56%
5 Years	9.02%
7 Years	5.53%

* Total Return Net Index

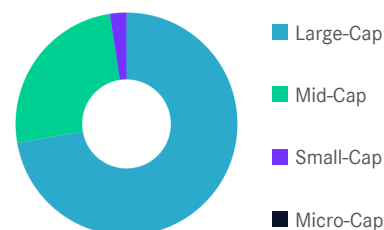
Sector Weightings

Sector	Count	Weight
Industrials	36	73.59%
Materials	6	15.02%
Communication Services	2	5.82%
Energy	4	3.88%
Utilities	1	1.12%
Information Technology	1	0.57%



Country and Size Weightings

Country	Color
FR	Blue
CH	Green
IE	Purple
SE	Dark Blue
IT	Orange
GB	Light Grey
DE	Yellow
NL	Light Green
ES	Brown
NO	Dark Green
DK	Red
LU	Dark Red
Others	Grey



Index Components

Best Performing Components	YTD	1 Day
BUDIMEX	-0.16%	3.05%
VAR ENERGI ASA	13.72%	2.18%
IMI PLC	6.55%	1.57%
ROTORK PLC	3.85%	1.48%
BILFINGER SE	42.08%	1.23%

Worst Performing Components	YTD	1 Day
WIENERBERGER AG	-5.30%	-2.68%
HILL & SMITH PLC	5.97%	-2.37%
CAREL INDUSTRIES SPA	-34.90%	-1.87%
LINDAB INTERN	20.74%	-1.79%
PEAB AB	29.48%	-1.30%

Symbols

	Symbol	ISIN	WKN	Sedol	Bloomberg	Reuters	Telekurs
Price Index	BEURI	DE000SLOHFX0	SLOHFX	BRK0ZS 1	BEURI	.BEURI	127347545
Total Return Net	BEURITR	DE000SLOHFY8	SLOHFY	BRK0ZT2	BEURITR	.BEURITR	127347552
Total Return Gross	-	-	-	-	-	-	-

BlueStar® Europe Infrastructure Index

For further information visit www.marketvector.com

Nothing on this factsheet shall be considered a solicitation to buy or an offer to sell a security, or any other product or service, to any person in any jurisdiction where such offer, solicitation, purchase or sale would be unlawful under the laws of such jurisdiction. Neither MarketVector Indexes GmbH nor any of its licensors makes any warranties or representations, express or implied, to the user with respect to any of the data contained herein. The data is provided for informational purposes only, and the Company shall not be responsible or liable for the accuracy, usefulness or availability of any information transmitted or made available through it. The MarketVector™ family of indexes (MarketVector™, BlueStar®, MVIS®) is protected through various intellectual property rights and unfair competition and misappropriation laws. MVIS® is a registered trademark of Van Eck Associates Corporation that has been licensed to MarketVector Indexes GmbH. MarketVector™ and MarketVector Indexes™ are pending trademarks of Van Eck Associates Corporation. BlueStar®, BlueStar Indexes®, BIGI® and BIGITech® are trademarks of MarketVector Indexes GmbH. You require a licence to launch any product whose performance is linked to the value of a particular MarketVector™ Index and for all use of the MarketVector™ name or name of the MarketVector™ Index in the marketing of the product.