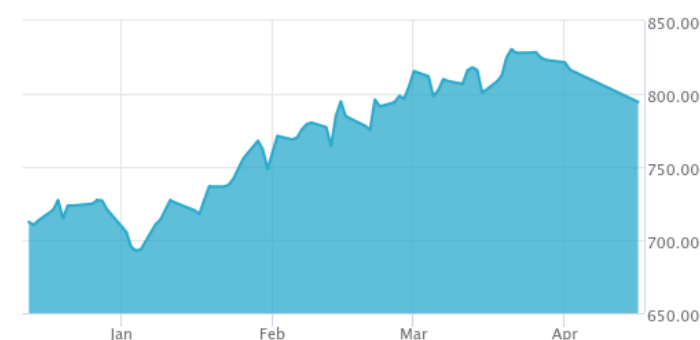


## BlueStar® E-Commerce US Leaders Index

The BlueStar® E-Commerce US Leaders Index (BECOM) tracks the performance of the largest and most liquid US-incorporated and US-listed companies in the E-Commerce industry. This is a modified market cap-weighted index, and only includes companies that generate at least 50% of their revenue from e-commerce services, such as internet market places and market place platforms, internet-based payment services, internet booking and streaming services, or e-commerce optimization and fulfillment software.

### Key Features



Index 952.02/100.00 830.49/550.28

#### Size and Liquidity Requirements

Full MCap of at least 1 bln USD. Three months average-daily-trading volume of at least 1 mln USD at a review and also at the previous two reviews. At least 250,000 shares traded per month over the last six months at a review and also at the previous two reviews.

#### Universe

Companies have to operate e-commerce websites or offer products or services that support e-commerce.

#### Diversification

Company weightings are capped at 10%.

#### Review

Semi-annual in June and December.

### Index Data

#### INDEX PARAMETERS

Launch Date	11 Sep 2018
Type	Sector
Currency	USD
Base Date	28 Dec 2012
Base Value	100.00

Components	50
Volatility (250 days)	17.10
Full MCap bn USD	4,271.51
Float MCap bn USD	3,122.15
Correlation* (250 days)	0.79

\* EQM Online Retail

#### FUNDAMENTALS\*

Price/Earnings Trailing	44.04
Price/Book	7.01
Price/Sales	2.76
Price/Cash Flow	21.71
Dividend Yield	0.24

\* as of 31 Mar 2024

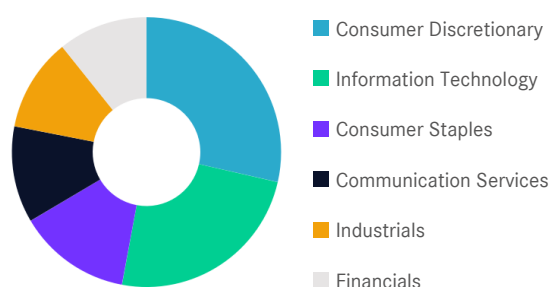
#### ANNUALISED PERFORMANCE\*

1 Month	-0.78%
1 Year	41.09%
3 Years	-4.81%
5 Years	9.87%
7 Years	20.12%

\* Total Return Net Index

### Sector Weightings

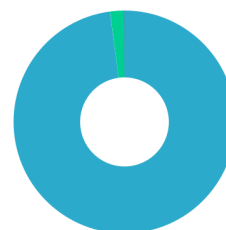
Sector	Count	Weight
Consumer Discretionary	13	28.58%
Information Technology	13	24.35%
Consumer Staples	3	13.58%
Communication Services	7	11.56%
Industrials	5	11.18%
Financials	9	10.75%



## Country and Size Weightings



■ US



Micro-Cap

## Index Components

Worst Performing Components	YTD	1 Day
UPSTART HOLDINGS INC	-16.35%	-5.71%
MARQETA INC-A	-26.50%	-4.11%
FLYWIRE CORP-VOTING	-25.27%	-3.89%
SPS COMMERCE INC	0.04%	-3.50%
WAYFAIR INC	-38.07%	-3.24%

## Symbols

	Symbol	ISIN	WKN	Sedol	Bloomberg	Reuters	Telekurs
Price Index	BECOM	DE000SL0FUM6	SL0FUM	BQ0GRX 1	BECOM	.BECOM	118655360
Total Return Net	BECOMNTR	DE000SLA6176	SLA617	BMGR536	BECOMNTR	.BECOMNTR	43734080
Total Return Gross	-	-	-	-	-	-	-

## BlueStar® E-Commerce US Leaders Index

---

For further information visit [www.marketvector.com](http://www.marketvector.com)

Nothing on this factsheet shall be considered a solicitation to buy or an offer to sell a security, or any other product or service, to any person in any jurisdiction where such offer, solicitation, purchase or sale would be unlawful under the laws of such jurisdiction. Neither MarketVector Indexes GmbH nor any of its licensors makes any warranties or representations, express or implied, to the user with respect to any of the data contained herein. The data is provided for informational purposes only, and the Company shall not be responsible or liable for the accuracy, usefulness or availability of any information transmitted or made available through it. The MarketVector™ family of indexes (MarketVector™, BlueStar®, MVIS®) is protected through various intellectual property rights and unfair competition and misappropriation laws. MVIS® is a registered trademark of Van Eck Associates Corporation that has been licensed to MarketVector Indexes GmbH. MarketVector™ and MarketVector Indexes™ are pending trademarks of Van Eck Associates Corporation. BlueStar®, BlueStar Indexes®, BIGI® and BIGITech® are trademarks of MarketVector Indexes GmbH. You require a licence to launch any product whose performance is linked to the value of a particular MarketVector™ Index and for all use of the MarketVector™ name or name of the MarketVector™ Index in the marketing of the product.