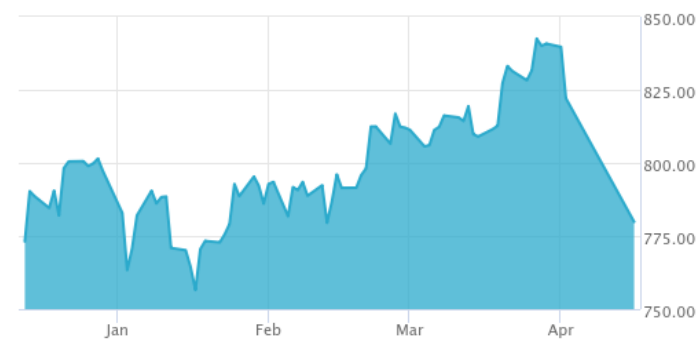


BlueStar® Hotels, Airlines, and Cruises Index

The BlueStar® Hotels, Airlines, and Cruises Index (BCRUZ) tracks the performance of the largest and most liquid companies in the global hotels, airlines, and cruises industries. This is a modified market cap-weighted index, and only includes companies that generate at least 50% of their revenue from products and services relating to passenger airlines, hotels and resorts (excluding motel chains), or cruises.

Key Features



Index 1,064.67/390.38 842.52/624.45

Size and Liquidity Requirements

Full MCap of at least 150 mln USD. Three month average-daily-trading volume of at least 1 mln USD at a review and also at the previous two reviews. At least 250,000 shares traded per month over the last six months at a review and also at the previous two reviews.

Universe

Companies have to derive 50% or revenue or operating assets from the hotel, passenger airline, or cruise industries.

Diversification

Company weightings are capped at 8%.

Review

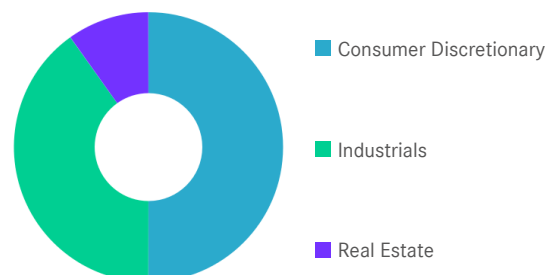
Quarterly.

Index Data

INDEX PARAMETERS				FUNDAMENTALS*		ANNUALISED PERFORMANCE*	
Launch Date	01 Jun 2021	Components	54	Price/Earnings Trailing	14.48	1 Month	-3.60%
Type	Sector	Volatility (250 days)	18.13	Price/Book	2.07	1 Year	18.97%
Currency	USD	Full MCap bn USD	528.46	Price/Sales	0.83	3 Years	-3.95%
Base Date	31 Dec 2017	Float MCap bn USD	323.24	Price/Cash Flow	6.41	5 Years	-3.30%
Base Value	1,000.00	Correlation* (250 days)	0.76	Dividend Yield	1.17	7 Years	-3.87%
* MSCI World Hotels Restaurants & Leisure				* as of 31 Mar 2024		* Total Return Net Index	

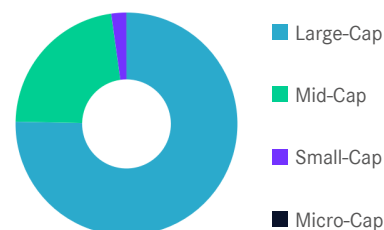
Sector Weightings

Sector	Count	Weight
Consumer Discretionary	17	50.01%
Industrials	26	40.12%
Real Estate	11	9.86%



Country and Size Weightings

Country	Percentage
US	45%
LR	8%
GB	5%
PA	4%
JP	3%
IE	3%
KY	2%
FR	2%
BM	2%
SG	2%
TW	2%
ES	2%
Others	10%



Size	Count	Weight
Large-Cap (> 6 bn)	23	75.33%
Mid-Cap (1.5 bn - 6 bn)	26	22.47%
Small-Cap (0.2 bn - 1.5 bn)	5	2.20%
Micro-Cap (0.0 bn - 0.2 bn)	0	0.00%

Top Components by Weight	Country	Weight	Best Performing Components	YTD	1 Day
HILTON WORLDWIDE HOLDINGS INC	US	8.75%	EVA AIRWAYS CORP	8.81%	3.51%
ROYAL CARIBBEAN CRUISES LTD	LR	8.44%	ATOUR LIFESTYLE HOLDINGS-ADR	-1.90%	2.04%
MARRIOTT INTERNATIONAL -CL A	US	8.14%	NORWEGIAN AIR SHUTTLE ASA	-8.96%	1.66%
DELTA AIR LINES	US	6.84%	HANJINKAL/D	-16.18%	1.54%
CARNIVAL CORP	PA	5.18%	H WORLD GROUP LTD	-12.92%	1.22%
RYANAIR HOLDINGS PLC	IE	4.21%			
INTERCONTINENTAL HOTELS GROUP PLC	GB	3.82%			
UNITED AIRLINES HOLDINGS INC	US	3.23%	Worst Performing Components	YTD	1 Day
SOUTHWEST AIRLINES CO	US	3.01%	JETBLUE AIRWAYS CORP	-13.51%	-20.66%
HOST HOTELS & RESORTS INC	US	2.54%	SERVICE PROPERTIES TRUST	-44.55%	-7.30%
SINGAPORE AIRLINES LTD ORD	SG	2.38%	PEBBLEBROOK HOTEL TRUST	-24.93%	-3.85%
WHITBREAD PLC	GB	2.12%	DIAMONDROCK HOSPITALITY CO	-16.81%	-3.84%
Subtotal		58.64%	AIR CANADA	-22.79%	-3.83%

	Symbol	ISIN	WKN	Sedol	Bloomberg	Reuters	Telekurs
Price Index	BCRUZ	DE000SL0CHR9	SL0CHR	BMDV1C2	BCRUZ	.BCRUZ	111297103
Total Return Net	BCRUZNTR	DE000SL0CHS7	SL0CHS	BMDV1D3	BCRUZNTR	.BCRUZNTR	111297105
Total Return Gross	BCRUZTR	DE000SL0CHT5	SL0CHT	BMDV1F5	BCRUZTR	.BCRUZTR	111297106

BlueStar® Hotels, Airlines, and Cruises Index

For further information visit www.marketvector.com

Nothing on this factsheet shall be considered a solicitation to buy or an offer to sell a security, or any other product or service, to any person in any jurisdiction where such offer, solicitation, purchase or sale would be unlawful under the laws of such jurisdiction. Neither MarketVector Indexes GmbH nor any of its licensors makes any warranties or representations, express or implied, to the user with respect to any of the data contained herein. The data is provided for informational purposes only, and the Company shall not be responsible or liable for the accuracy, usefulness or availability of any information transmitted or made available through it. The MarketVector™ family of indexes (MarketVector™, BlueStar®, MVIS®) is protected through various intellectual property rights and unfair competition and misappropriation laws. MVIS® is a registered trademark of Van Eck Associates Corporation that has been licensed to MarketVector Indexes GmbH. MarketVector™ and MarketVector Indexes™ are pending trademarks of Van Eck Associates Corporation. BlueStar®, BlueStar Indexes®, BIGI® and BIGITech® are trademarks of MarketVector Indexes GmbH. You require a licence to launch any product whose performance is linked to the value of a particular MarketVector™ Index and for all use of the MarketVector™ name or name of the MarketVector™ Index in the marketing of the product.