


BlueStar® Artificial Intelligence Index

The BlueStar® Artificial Intelligence Index (BAIPR) tracks the performance of the largest and most liquid companies in the global artificial intelligence industry. This is a modified market cap-weighted index, and only includes companies involved in hardware, software, or services related to machine learning or artificial intelligence.

Key Features



Index 717.65/100.00 673.18/448.13

Size and Liquidity Requirements

Full MCap of at least 1 bln USD. Three month average-daily-trading volume of at least 2 mln USD at a review and also at the previous two reviews. At least 250,000 shares traded per month over the last six months at a review and also at the previous two reviews.

Universe

Companies have to generate at least 50% revenues from hardware, software, or services related to machine learning or artificial intelligence.

Diversification

Company weightings are capped at 5%.

Review

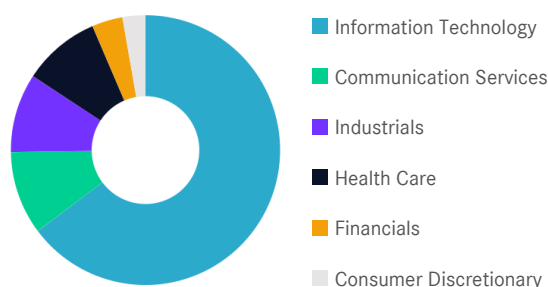
Semi-annually in March and September with quarterly rebalances.

Index Data

INDEX PARAMETERS				FUNDAMENTALS*		ANNUALISED PERFORMANCE*	
Launch Date	26 Mar 2018	Components	74	Price/Earnings Trailing	-187.67	1 Month	-8.81%
Type	Sector	Volatility (250 days)	22.20	Price/Book	5.44	1 Year	23.08%
Currency	USD	Full MCap bn USD	8,925.28	Price/Sales	6.12	3 Years	-1.53%
Base Date	31 Dec 2012	Float MCap bn USD	7,204.69	Price/Cash Flow	24.70	5 Years	11.87%
Base Value	100.00	Correlation* (250 days)	0.17	Dividend Yield	0.29	7 Years	17.00%
* Indxx Global Robotics & Artificial Intelligence Thematic				* as of 28 Feb 2025		* Total Return Net Index	

Sector Weightings

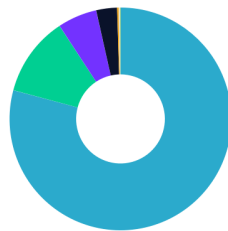
Sector	Count	Weight
Information Technology	61	64.77%
Communication Services	3	10.00%
Industrials	5	9.47%
Health Care	3	9.32%
Financials	1	3.69%
Consumer Discretionary	1	2.75%



BlueStar® Artificial Intelligence Index

Country and Size Weightings

Country	Count	Weight
United States	58	79.16%
Cayman Islands	7	11.58%
Japan	2	5.73%
Germany	1	3.04%
Netherlands	2	0.25%
Israel	2	0.14%
Canada	1	0.08%
China	1	0.02%



US
 KY
 JP
 DE
 NL
 IL
 CA
 CN



Large-Cap
 Mid-Cap
 Small-Cap
 Micro-Cap

Size	Count	Weight
Large-Cap (> 6 bn)	38	58.23%
Mid-Cap (1.5 bn - 6 bn)	21	20.46%
Small-Cap (0.2 bn - 1.5 bn)	15	21.31%
Micro-Cap (0.0 bn - 0.2 bn)	0	0.00%

Index Components

Top Components by Weight	Country	Weight	Best Performing Components	YTD	1 Day
MICROSOFT CORP	US	5.17%	COUCHBASE INC	0.51%	6.89%
NVIDIA CORP	US	4.96%	ASANA INC - CL A	-26.59%	0.61%
META PLATFORMS INC	US	4.87%	HORIZONROBOT-W ORD	64.30%	0.01%
ALPHABET INC-CL A	US	4.83%	SAP AG-SPONSORED ADR	8.85%	-0.06%
FINVOLUTION GROUP	KY	3.69%	PAGAYA TECHNOLOGIES LTD - CLASS A	3.34%	-0.47%
CORVEL CORP	US	3.36%			
COSTAR GROUP INC	US	3.24%			
WAYSTAR HOLDING CORP	US	3.22%			
XOMETRY INC-A	US	3.17%			
C3AI INC	US	3.17%			
APPLOVIN CORP	US	3.14%			
DYNATRACE INC	US	3.09%			
Subtotal		45.89%			
			Worst Performing Components	YTD	1 Day
			APPLOVIN CORP	-32.26%	-16.26%
			MICRON TECHNOLOGY INC	-23.00%	-12.94%
			WERIDE ADR	-20.80%	-12.81%
			SOUNDHOUND AI INC-A	-63.10%	-11.81%
			INTEL CORP	-1.00%	-11.50%

Symbols

	Symbol	ISIN	WKN	Sedol	Bloomberg	Reuters	Telekurs
Price Index	BAIPR	DE000A30A004	A30A00	BL54G49	BAIPR	.BAIPR	118227296
Total Return Net	BAINTR	DE000A3CLJ05	A3CLJ0	BLNPND2	BAINTR	.BAINTR	57061602
Total Return Gross	-	-	-	-	-	-	-

BlueStar® Artificial Intelligence Index

For further information visit www.marketvector.com

Nothing on this factsheet shall be considered a solicitation to buy or an offer to sell a security, or any other product or service, to any person in any jurisdiction where such offer, solicitation, purchase or sale would be unlawful under the laws of such jurisdiction. Neither MarketVector Indexes GmbH nor any of its licensors makes any warranties or representations, express or implied, to the user with respect to any of the data contained herein. The data is provided for informational purposes only, and the Company shall not be responsible or liable for the accuracy, usefulness or availability of any information transmitted or made available through it. The MarketVector™ family of indexes (MarketVector™, BlueStar®, MVIS®) is protected through various intellectual property rights and unfair competition and misappropriation laws. MVIS® is a registered trademark of Van Eck Associates Corporation that has been licensed to MarketVector Indexes GmbH. MarketVector™ and MarketVector Indexes™ are pending trademarks of Van Eck Associates Corporation. BlueStar®, BlueStar Indexes®, BIGI® and BIGITech® are trademarks of MarketVector Indexes GmbH. You require a licence to launch any product whose performance is linked to the value of a particular MarketVector™ Index and for all use of the MarketVector™ name or name of the MarketVector™ Index in the marketing of the product.